


ZOO TRIP ZOO PASSPORT



OUTSIDE COVER

INSTRUCTIONS

1. Cut out each section of the book, following the dotted lines.
2. Staple pages together in the middle gray area with the outside cover first, facing down and the inside pages facing up.
3. Use the back side of each picture to draw your own version of the animal, add new ones or notes to the book.





ZOO PASSPORT

YOUR
PHOTO
HERE


NAME :

ADDRESS :

FAVORITE ANIMAL :


NAME OF ANIMAL :

Check off or stamp here.



NAME OF ANIMAL :

Check off or stamp here.



NAME OF ANIMAL :

Check off or stamp here.

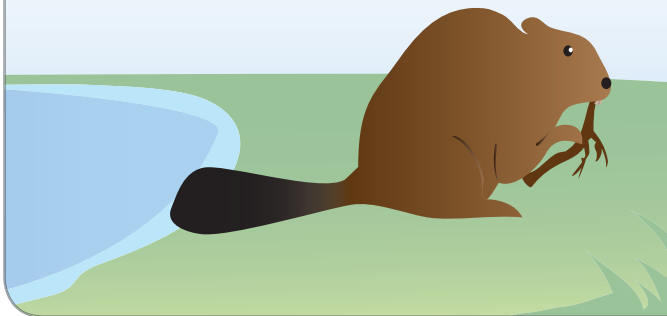




ZOO PASSPORT


NAME OF ANIMAL :

Check off or stamp here.



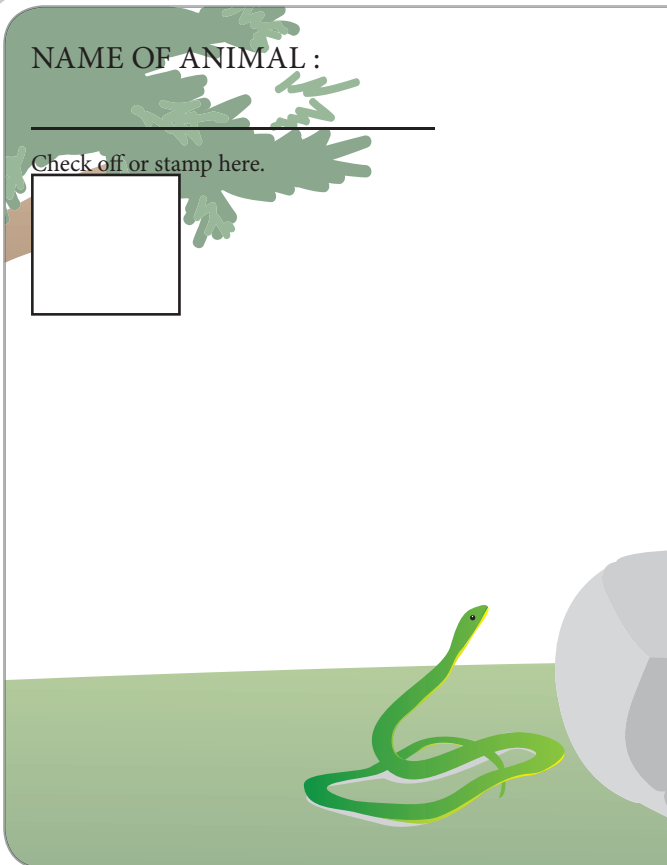
NAME OF ANIMAL :

Check off or stamp here.




NAME OF ANIMAL :

Check off or stamp here.



NAME OF ANIMAL :

Check off or stamp here.






ZOO PASSPORT


NAME OF ANIMAL :

Check off or stamp here.



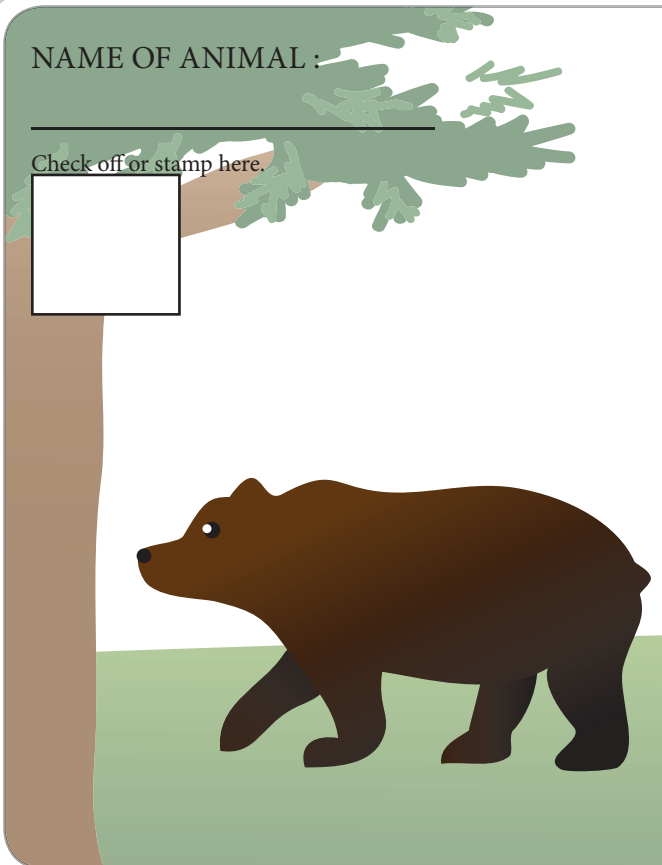
NAME OF ANIMAL :

Check off or stamp here.



NAME OF ANIMAL :

Check off or stamp here.



NAME OF ANIMAL :

Check off or stamp here.






ZOO PASSPORT


NAME OF ANIMAL :

Check off or stamp here.




NAME OF ANIMAL :

Check off or stamp here.




NAME OF ANIMAL :

Check off or stamp here.



NAME OF ANIMAL :

Check off or stamp here.






ZOO PASSPORT


NAME OF ANIMAL :

Check off or stamp here.




NAME OF ANIMAL :

Check off or stamp here.



NAME OF ANIMAL :

Check off or stamp here.



NAME OF ANIMAL :

Check off or stamp here.





ZOO PASSPORT


NAME OF ANIMAL :

Check off or stamp here.




NAME OF ANIMAL :

Check off or stamp here.



NAME OF ANIMAL :

Check off or stamp here.



NAME OF ANIMAL :

Check off or stamp here.

