



Valentine's Day

TIC - TAC - TOE BINGO




Valentine's Day TIC - TAC - TOE BINGO

Object of the game : To win as many heart candies as you can.

HOW TO PLAY.

1. Have your child cut out the bingo sheets and the flash cards.
2. Give each child 9 pennies.
3. Lay the flash cards face down on the table.
4. Turn over one flash card at a time.
5. If the child has that picture on his or her bingo sheet, he or she places a penny on that picture.
6. Each time a child gets 3 pictures in a row he or she wins a heart candy. They can get 3 pictures horizontally, vertically or diagonally in a row to win a heart candy.
7. The game ends when all the heart candies are taken!



Flashcards

