






Valentine's Day Decorations









Cut these decorations out and use them to decorate your valentine mailbox or bag. Yours will be the best one in the class!




Fill in your name!




Fill in your own!










Valentine's Day Decorations




Cut out the letters in your name and decorate your valentines, cards, box or bag!






Valentine's Day Decorations



Cut on the dotted lines, write your name in big letters in the middle, and stick the art to your Valentine's Day bag!

CUT



CUT