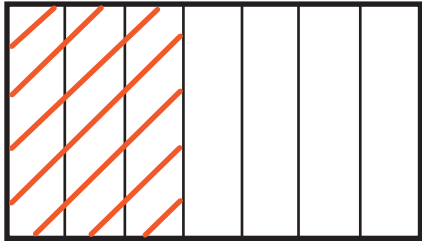


Types of Tape Diagrams Assessments

Example 1

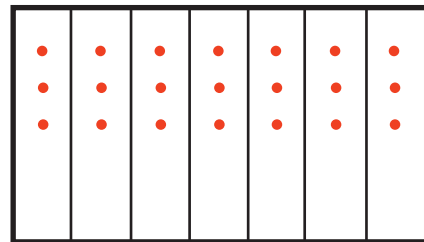
The tape diagram, or fraction strip, equals 1. The rectangle is separated into 7 equal groups. The fraction it represents is $\frac{3}{7}$ because 3 of the 7 pieces are shaded.



$$\frac{3}{7}$$

Example 2

The tape diagram, or fraction strip, equals 1. There are 7 groups of 3 items in each group, which means there are $7 \times 3 = 21$ total items. There are 7 total groups with $\frac{3}{21}$ of the total items in each group. The multiplication problem represented in the tape diagram is $7 \times \frac{3}{21}$.

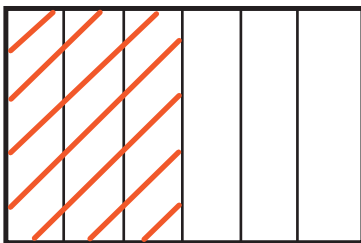


$$7 \times \frac{3}{21}$$

$$\begin{array}{l} \text{total groups} \times \frac{\text{total dots} \\ \text{in one group}}{\text{total dots}} \end{array}$$

Directions: Find the fraction and expression for the two tape diagrams.

1.



2.

