

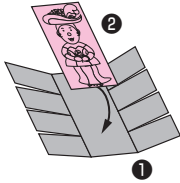


5

Time for a Change

1. Cut along .
2. Fold downwards along .
3. Turn **1** over and put **2** on the back of **1**.



HOW TO PLAY

Change the faces, hats, clothes, and legs. You can also use **3** to make a very strange clown!



1

2



3



*Parents, please cut along this line for your child.

