


Name \_\_\_\_\_


Date \_\_\_\_\_


# Rhyme Time: The Long E

## Part 1: Saying long "e" Sounds

**Directions:** Say each word out loud as you draw a line from the triangle (▲) to the star (★).

▲  
sweet 

▲  
street 

▲  
feet 

meat 

beat 

cleat 

tree 

three 

flee 

seat 

heat 

treat 



# Rhyme Time: The Long E

## Part 2: Writing "\_ee," "\_eet" and "\_eat" Words

**Directions:** Say the word out loud. Then, say the sound of each letter as you trace it two times. Then, say the word out loud again.



bee

bee

bee



three

three

three



see

see

see



sweet

sweet

sweet



street

street

street



feet

feet

feet



treat

treat


treat



seat

seat

seat







heat

heat





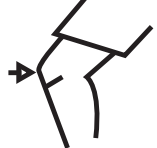





















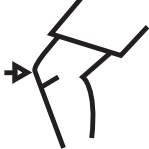



heat

# Rhyme Time: The Long E

## Part 3: Rhyming Words -- Saying “\_ee” Sounds

**Directions:** Draw a line from the triangle (▲) to the star (★). Connect knee (  ), bee (  ), flee (  ), and tree (  ). Say the words out loud.

**Note:** Your child should connect the “tree” to the “knee” again to begin another sequence. Make sure your child draws vertical or horizontal lines. There are no diagonal lines.

leaf 	tree 	flee 	bee 	knee 
treat 	knee 	treat 	feet 	leaf 
peach 	bee 	leaf 	peach 	meat 
meat 	flee 	treat 	feet 	treat 
leaf 	tree 	meat 	leaf 	peach 
meat 	knee 	bee 	flee 	tree 



# Rhyme Time: The Long E

## Part 4: Writing "\_ee," "\_eet" and "\_eat" Words

**Directions:** Say the word out loud. Then, say the sound of each letter as you write it. Then, say the word out loud again.



tree

--	--	--	--




three

--	--	--	--	--



street

--	--	--	--	--



heat

--	--	--	--



treat

--	--	--	--	--	--



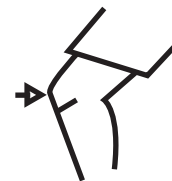
feet

--	--	--	--



seat

--	--	--	--



knee

--	--	--	--