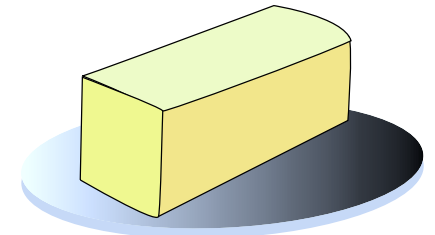
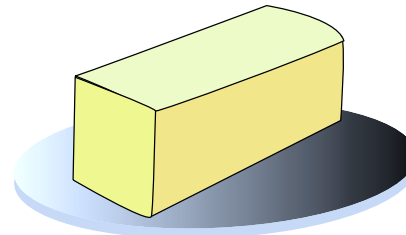




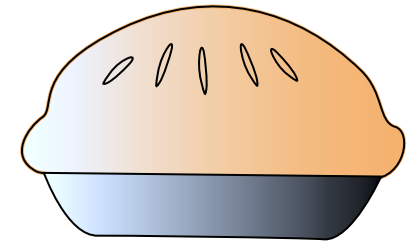
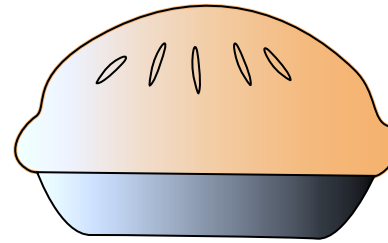
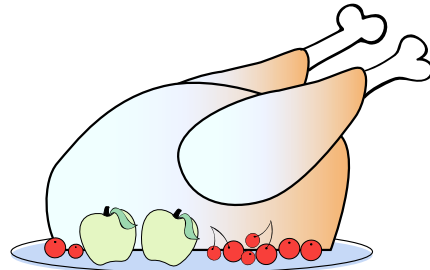
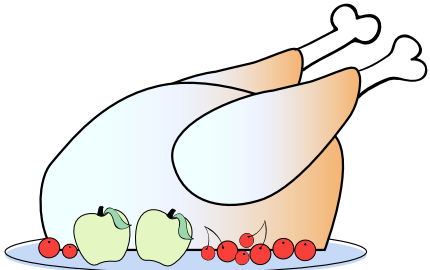


# THANKSGIVING MEMORY MATCH



Please note: Game pieces work best when printed on thicker paper.

# HOW TO PLAY?

1. Cut out the cards with the help of a parent.
2. Mix up the cards and lay them face down on the table.
3. The first player turns over two cards to see if they match.
4. If the cards match, the player keeps the cards and gets another turn.
5. If they do not match, the player turns the cards face down again in the same location and the next player gets his turn to play.
6. The player with the most matches in the end, wins!

