

Name: _____

Date: _____

Telling Time Practice


Remember, the small hand is the **hour hand**, and the large hand is the **minute hand**.



Directions: Follow these steps to practice telling time on an analog clock.


1. Look at the time on the left side of each box. Show that time on your analog clock.
2. Check your answer by looking at the clock on the right side of each box.

6:30



Highlight the hour hand with your **blue** marker.
Highlight the minute hand with your **red** marker.

3:15




Highlight the hour hand with your **blue** marker.
Highlight the minute hand with your **red** marker.

Name: _____

Date: _____


10:00

Highlight the hour hand with your **blue** marker.
Highlight the minute hand with your **red** marker.




5:45

Highlight the hour hand with your **blue** marker.
Highlight the minute hand with your **red** marker.



7:15

Highlight the hour hand with your **blue** marker.
Highlight the minute hand with your **red** marker.



4:45

Highlight the hour hand with your **blue** marker.
Highlight the minute hand with your **red** marker.

