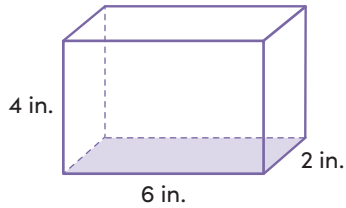


Name \_\_\_\_\_ Date \_\_\_\_\_

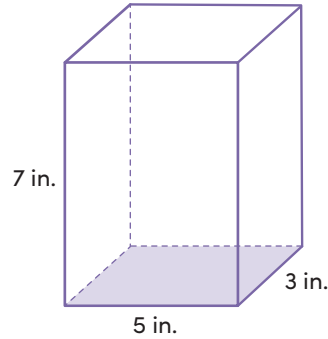
# SURFACE AREA OF PRISMS

To find the **surface area** of a prism, find the area of each face. Then add the areas of all the faces together.

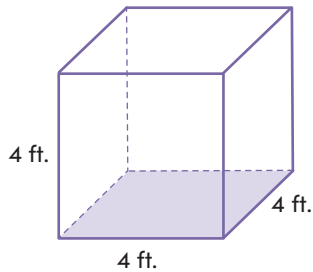
In each row, find the surface area of the two prisms. Then, circle the prism with the larger surface area in that row.



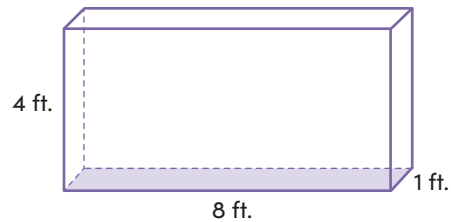
surface area



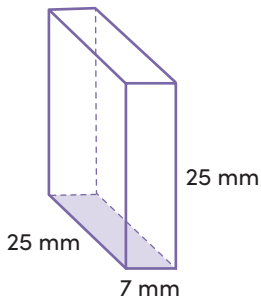
surface area



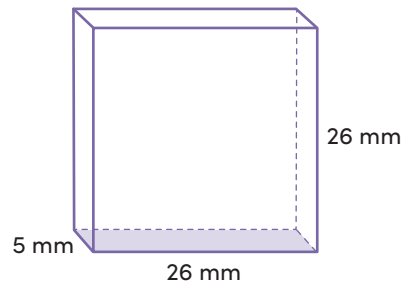
surface area



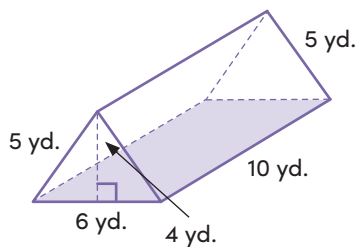
surface area



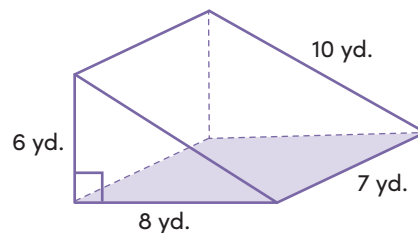
surface area



surface area



surface area



surface area