

Summary Writing: Big Ideas vs. Details

A summary is a short retelling of a story. It includes the big ideas from the story, not details.

<div style="display: flex; align-items: center; margin-bottom: 10px;"> ✓ <b style="font-size: 1.2em;">Big Ideas: </div> <ul style="list-style-type: none"> Main characters (<i>who the story is mostly about</i>) Plot (<i>what the main character does</i>) Conflict (<i>the problem</i>) Resolution (<i>the solution</i>) 	<div style="display: flex; align-items: center; margin-bottom: 10px;"> ✗ <b style="font-size: 1.2em;">Details: </div> <ul style="list-style-type: none"> Descriptions Events that don't connect to the conflict or resolution Background information Minor characters
---	---

Directions: Read the story parts below and decide which ones are big ideas and which are details. Use the T-chart to sort them.


the first house was made of straw	three little pigs	it was a warm day in the countryside	the pigs built houses for themselves
a big bad wolf kept blowing down the pigs' houses	the pigs had a lot of hair on their chins	the brick house had a chimney	the wolf couldn't blow down the brick house

Big Ideas:	Details:
<ul style="list-style-type: none"> 	<ul style="list-style-type: none">

Directions: Look at the four big ideas you listed above and fill in each of the circles below.


Main Character

Who is the story mostly about?




Plot

What did the main character do?



Conflict

What was the problem?



Resolution

How was the problem solved?

