


Storyboard It!

Once you've got your screenplay, you can start to visualize it with a storyboard. Think of it as a comic strip, with each panel of a storyboard moving the action along. Check out the awesome storyboard below from the movie *The Dark Knight Rises*. Look for mentions of the camera angle, dialogue, and explanations for how the action should unfold.


Director: Christopher Nolan
Storyboard Artist: Gabriel Hardman

59




1
ANGLE FROM INSIDE ALLEY.
BLAKE'S CRUISER ENTERS – SEALING THE BOTTLENECK.

CUT




3A
OVER FOLEY.
LIGHTS BLAST OUT OF THE ALLEY.

SHOT CONTINUED



2
FOLEY SWAGGERS OUT.
FOLEY
"LIKE A RAT IN A TRAP, GENTLEMEN?"



CUT



3B
"VAROOOM!"
THE BAT ROARS OVER THEM IN A BLUR.

CUT

60



4
COPTERS SWERVE AS THE BAT ROARS OUT.

BAT EXITS

Now it's your turn to take over the action! Give a portion of the screenplay you've written some visuals with this blank storyboard template. Make each frame show a change in action and write any dialogue or descriptions below.

