

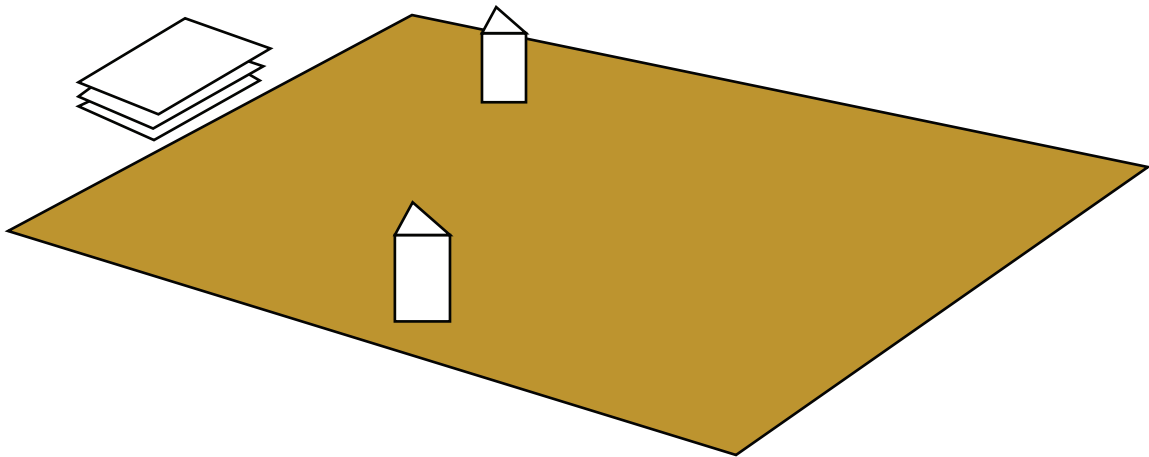
Story Board Game

Getting Started

Cut out the two sections of the board and tape them together to make one bigger board.

Cut out the eight cards and stack them face-down.
(Printing out two pages of cards will give you 16 altogether.)

Cut out a character piece for each player. Fold the piece along the lines so it makes a triangle and can stand.

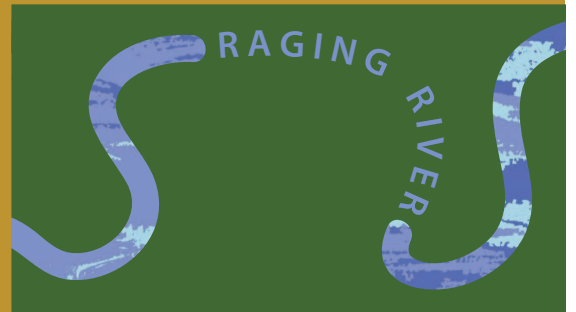



Directions

Each player starts at HOME and must make it to his/her FRIEND'S HOUSE across the board. On each turn, choose a route (forest, ocean, etc.) and a story card. Use the tool on the card to help you tell a story of how you get past each obstacle on your route. Be sure to use all the elements of a good story, including the five senses and the five Ws (who, what, when, where and why). The game is over once both of you have reached your FRIEND'S HOUSE and have told the adventurous tale of how you made it.

FRIEND'S HOUSE

HO




HOME

BOARD
1
OF
2

ME


FRIEND'S HOUSE



FRIEND'S HOUSE

BOARD

2 OF 2



C
A
R
D
S

**C
H
A
R
A
C
T
E
R

P
I
E
C
E
S**

