



# Food Measuring

Use a ruler to find the exact measurements. Then estimate and round to the nearest whole number.




A. How long is the loaf of bread?

Inches		Centimeters	
Exact	Estimate	Exact	Estimate
<input type="text"/>	<input type="text"/>	<input type="text"/>	<input type="text"/>



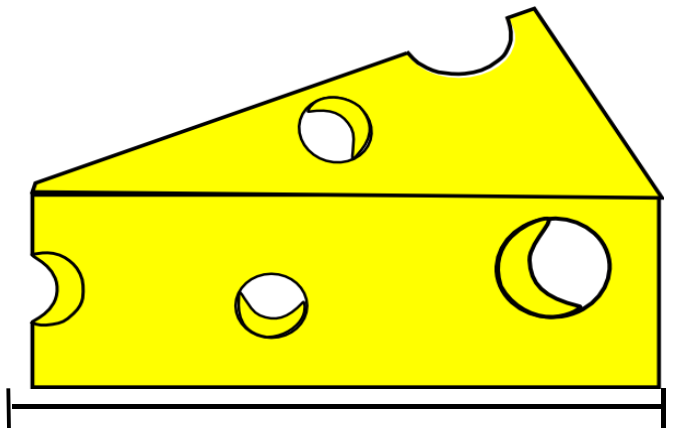
A. How tall is the juice box?

Inches		Centimeters	
Exact	Estimate	Exact	Estimate
<input type="text"/>	<input type="text"/>	<input type="text"/>	<input type="text"/>



A. How tall is the eggplant?

Inches		Centimeters	
Exact	Estimate	Exact	Estimate
<input type="text"/>	<input type="text"/>	<input type="text"/>	<input type="text"/>



A. How long is the piece of cheese?

Inches		Centimeters	
Exact	Estimate	Exact	Estimate
<input type="text"/>	<input type="text"/>	<input type="text"/>	<input type="text"/>