
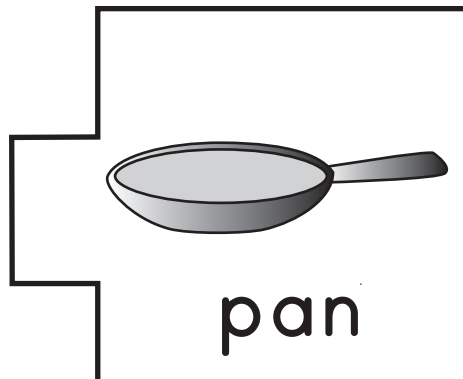
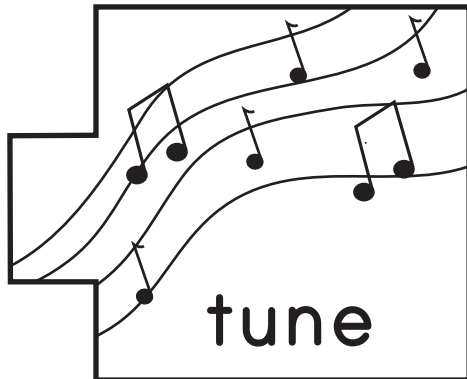

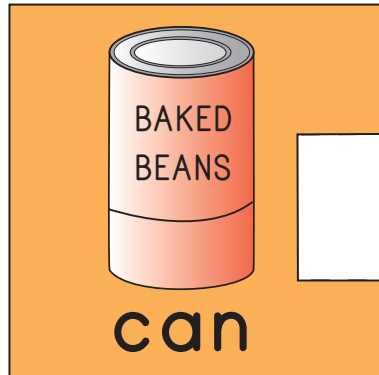



RHYMING PUZZLES - 11

Ask your child to read aloud all the words with the help of the pictures. Then cut the puzzle pieces from the bottom of the page and ask your child to place it next to its rhyming word.



Tip: Puzzle pieces work better when printed on thicker paper so they can be used and reused for practice. These pieces can be used with other worksheets in the series " Rhyming Puzzles" to create different sets of rhyming words.