



Picture Rhymes (II)

Name _____ Date _____


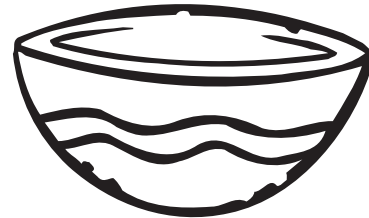



bear



pear

Color the pictures of the two things that rhyme.



Teaching Tip: Ask the child to name each picture at the top. Talk about how the end of each word has the **-ear** sound. Explain to the child that words with the same ending sound rhyme. Then have him or her color the pictures of the two things that rhyme at the bottom. Encourage the child to give you additional words that rhyme.