



Review of Alphabet

Writing a-z

Name

Date






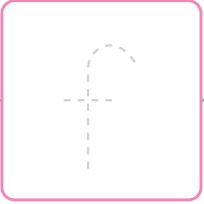
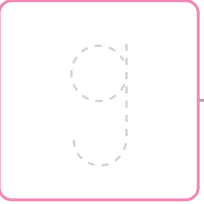



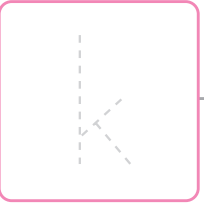

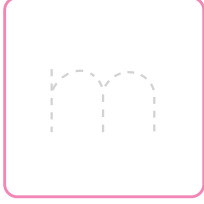



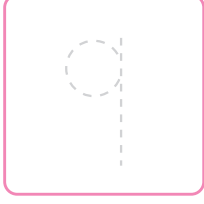









To parents

Write your child's name and the date in the boxes above. On pages 1 and 2, your child will review the letters of the alphabet. Please help your child as needed and praise him or her at the completion of each exercise.

- Trace the letters a to z.

a		b		c		d	
e		f		g		h	
i		j		k		l	
m		n		o		p	
q		r		s		t	
u		v		w		x	
y		z					

■ Trace the letters a to z.

a		b		c		d	
e		f		g		h	
i		j		k		l	
m		n		o		p	
q		r		s		t	
u		v		w		x	
y		z					



What Is It?

Saying “_at” Sounds

Name
Date

To parents

By repeating rhyming words with the short “a” vowel sound, your child will gain an awareness of the connection between letters and the sounds they represent. Give your child plenty of encouragement and praise your child at the completion of each exercise.

- Match the pictures by drawing a line from the dot (●) to the star (★).



■ Draw a line from the dot (●) to the star (★) while saying each word.

The image shows three vertical pink panels, each containing a white zigzag path. At the top of each path is a red dot (●) and at the bottom is a red star (★). Each panel contains four words, each with a small illustration and a character's face:

- Panel 1:** cat (with a cat illustration and a boy's face), bat (with a bat illustration and a girl's face), hat (with a top hat illustration and a boy's face), rat (with a rat illustration and a boy's face).
- Panel 2:** bat (with a bat illustration and a girl's face), hat (with a top hat illustration and a girl's face), rat (with a rat illustration and a girl's face), cat (with a cat illustration and a girl's face).
- Panel 3:** hat (with a top hat illustration and a boy's face), rat (with a rat illustration and a boy's face), cat (with a cat illustration and a boy's face), bat (with a bat illustration and a boy's face).