

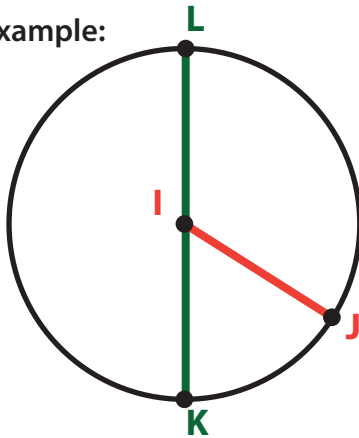
Circle: Practice Naming The Circle's Components 2

Label the circle, radius, and diameter using the clues to the right.

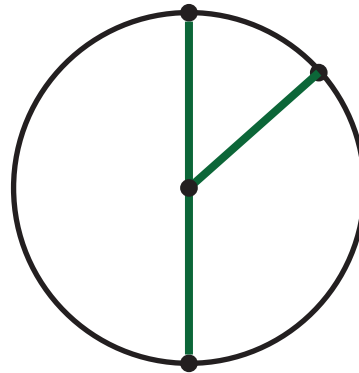
Review:

- The name of the point in the center of the circle is also the name of that circle.
- A line from the point in the center of the circle to the point on the edge of the circle is called the radius.
- A line from the point on the edge of the circle through the point in the center of the circle to another point on the edge of the circle is called the diameter.


Example:



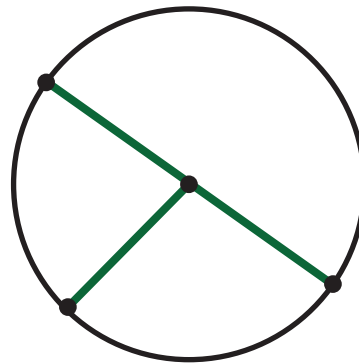
Circle I
Radius IJ
Diameter KL



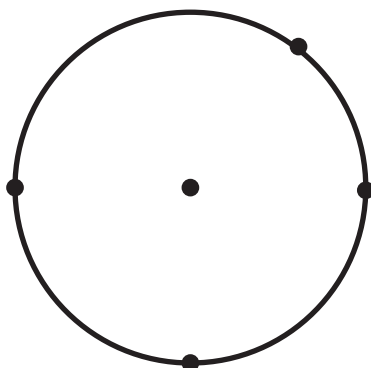
Circle A
Radius AD
Diameter BC



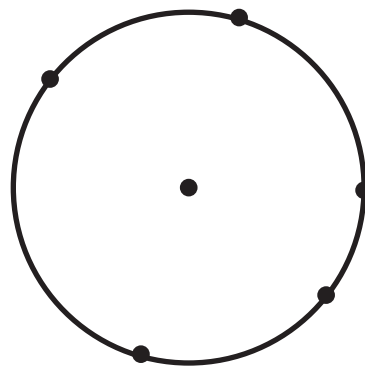
Circle G
Radius GH
Diameter IJ



Circle X
Radius XW
Diameter UV



Circle O
Radius OR
Radius OP
Diameter ST



Circle N
Radius NM
Diameter OP
Diameter LQ