
























Sandwich Stackers!



<p>START HERE</p> <p>Go this way </p>						
	<p>How to Play!</p> <ol style="list-style-type: none"> Place three stacks of the sandwich fixings on the squares marked in the center of the game board. Players roll the die to move their pieces. When they land on a spot, they pick up the same game card from the piles in the center of the board. <i>(If you land on a square and there are no more pieces left for that item, you can choose a card from another pile.)</i> The game is finished when all the game cards have been picked up. Players then stack the cards into individual sandwiches. The one with the most complete sandwiches wins! <div style="text-align: center;">  <p>I ♥ Sandwiches!</p> </div>					
	<div style="display: flex; justify-content: space-around; align-items: center;"> <div data-bbox="493 876 787 1169" style="border: 2px solid brown; padding: 10px; text-align: center;">Bread</div> <div data-bbox="903 876 1197 1169" style="border: 2px solid orange; padding: 10px; text-align: center;">Peanut Butter</div> <div data-bbox="1312 876 1606 1169" style="border: 2px solid purple; padding: 10px; text-align: center;">Jelly</div> </div>					
						
						



Sandwich Stackers!

Have a grown-up help with these!



Fold on the dotted lines.

Cut, fold and then tape the dice together.





Fold the pieces on the dotted lines and set them up like this!

Cut and fold the game pieces!

Sandwich Stackers!

Cut on the dotted lines!



Sandwich Stackers!

Cut on the dotted lines!

