
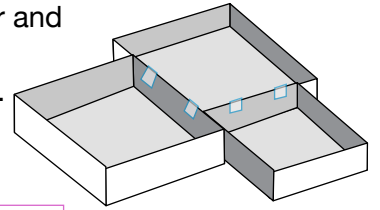



Carnival GAMES Coin Toss

- 1 Have a grown-up help cut and assemble the plates.
- 2 Get some coins and divide them up between the players.
- 3 Arrange the plates in a group on a flat surface. For more stability, turn them over and tape them together making sure the bottoms are even with each other. Then flip them back over to play. If it's OK, you can also tape them down so they don't move.
- 4 Each player takes a turn at tossing a coin onto a plate.





Fold on the dotted lines.




Cut, fold and then **tape** the plates into box shapes. Set them all up and **now** you are ready to **play!**

Carnival GAMES Coin Toss



 Fold on the
dotted lines.

Carnival GAMES Coin Toss



Fold on the
dotted lines.


Carnival GAMES Coin Toss




Fold on the
dotted lines.

Carnival GAMES Coin Toss




Fold on the
dotted lines.

Carnival GAMES Coin Toss



Fold on the
dotted lines.