

Busy Bees!



Cut along the dotted line, line up this page with the other page and tape them together.

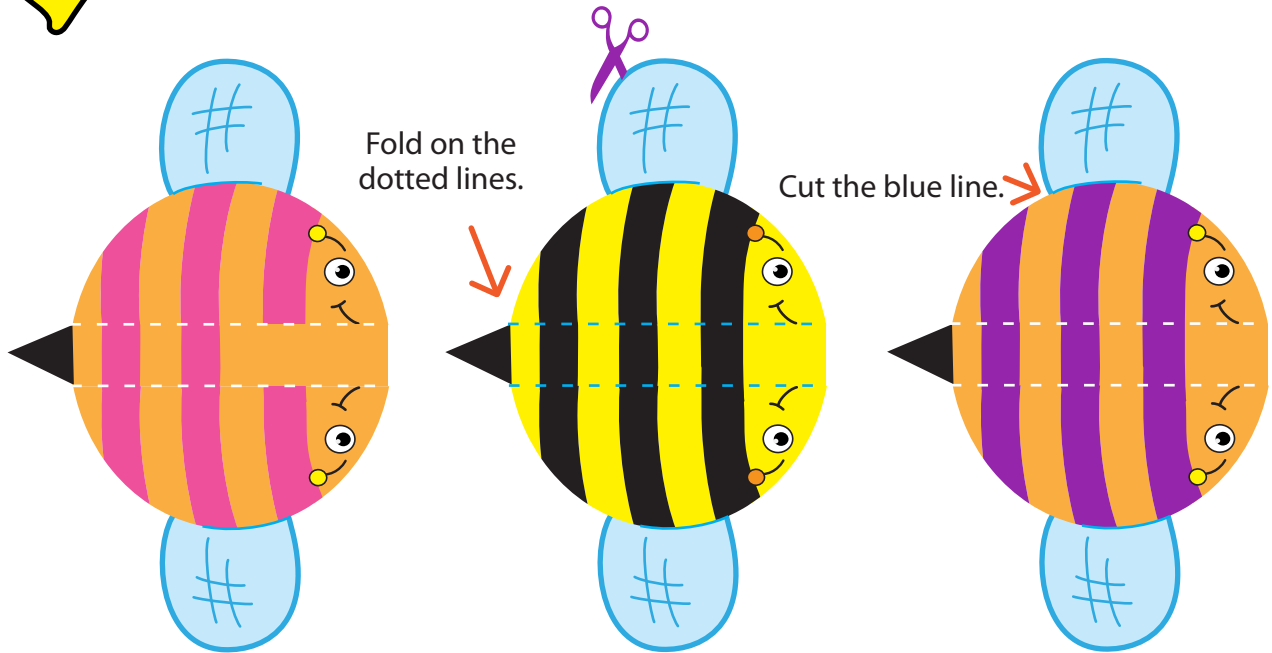

Start



BUSY

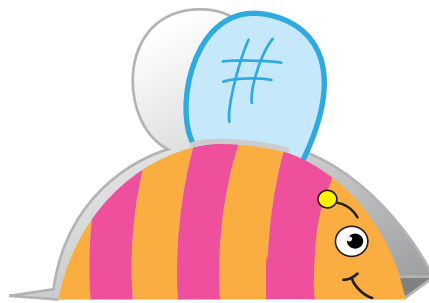

Bees!

Have a **grown-up help** cut out **and** put these **together!**

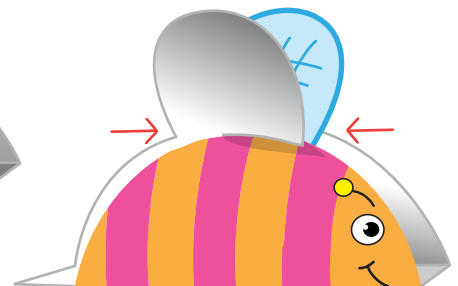


Fold on the dotted lines.

Cut the blue line.




Fold the bee as shown.



Slide the slits together on the wings to fasten.


These work best printed on thicker paper!

BUSY



Bees!

Have a **grown-up help** cut out **and** put these **together!**



Cut, fold and then **tape** the dice together. **Now** you are ready to **play!**
For **best results**, print on **thicker paper.**