



Soup of the Day Placemat!

Cut this page on the dotted line, then line it up with the second page. Turn over and tape them together on the back. This way, the tape won't cover any of the coloring area. Works best printed on thicker paper!

Color in all the ingredients around the soup bowl. Then draw in your favorite ones to make your own special soup!



Noodles




Rice


Sliced Celery




Sliced Carrots




Peas




Dumplings




CUT ALONG THE DOTTED LINE, THEN LINE UP WITH THE SECOND PAGE AND TAPE THEM TOGETHER ON THE BACK.



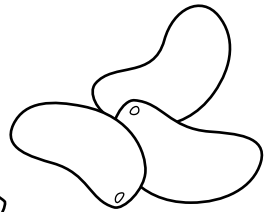
Meatballs



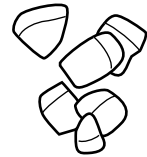
Corn



Mushrooms



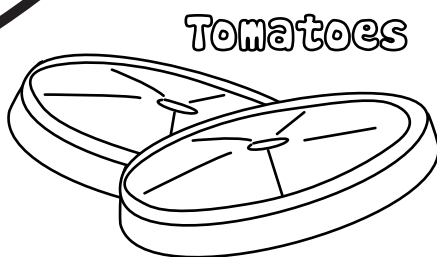
Beans




Chopped Onions



Grilled Chicken



Tomatoes



Squash