




Fruit and Vegetable Alphabet Placemat



Asparagus



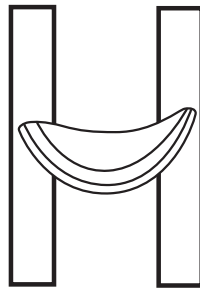
Broccoli



Carrot



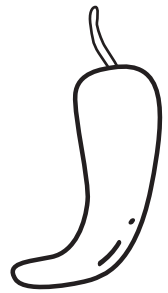
Grapes




Honeydew



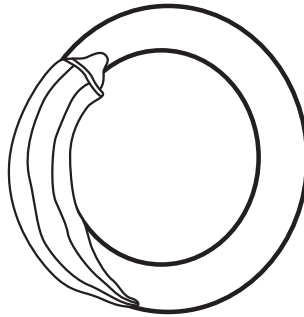
Iceberg Lettuce




Jalapeño



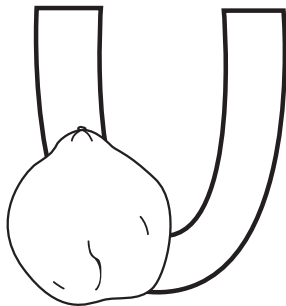
Nectarine




Okra




Persimmon



Ugli



Valencia Orange




Watermelon

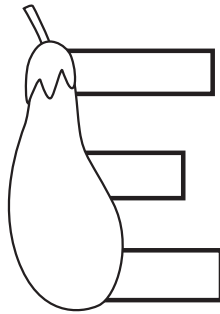
Cut along the dotted line, then line up with the second page and tape or glue them together to make your placemat!

Color this placemat and practice the alphabet.


What other fruits and vegetables can you think of?




Durian



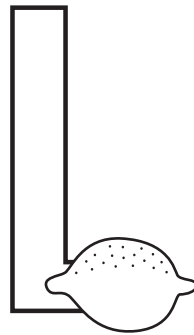
Eggplant



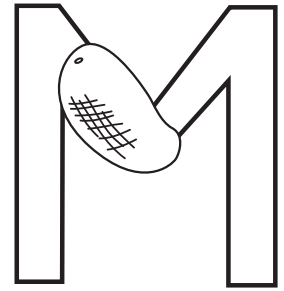
Fennel



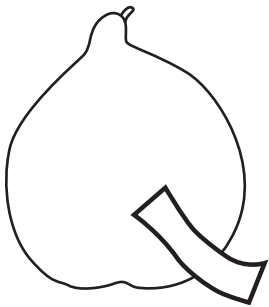
Kale




Lemon



Mango




Quince




Raspberry



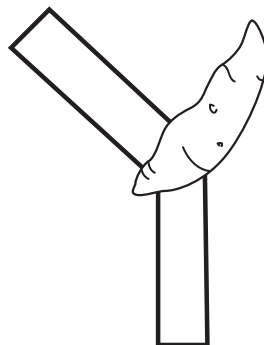
Strawberry



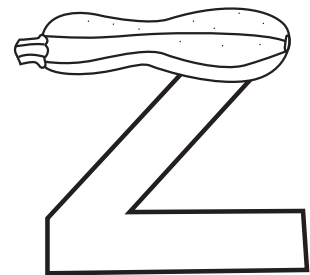
Tomato



Ximenia



Yam



Zucchini

Tape or glue first page here.