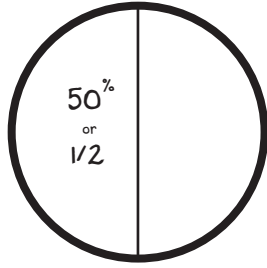
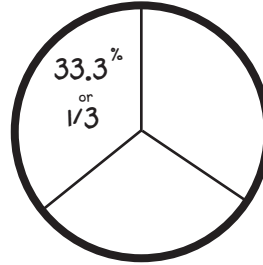


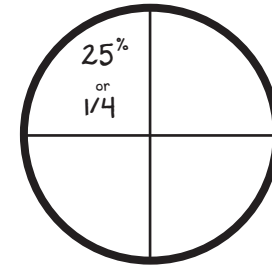
Pet Store Pie Graphs



$\frac{1}{2}$ 1 full part
split into 2 parts







$\frac{1}{3}$ 1 full part
split into 3 parts

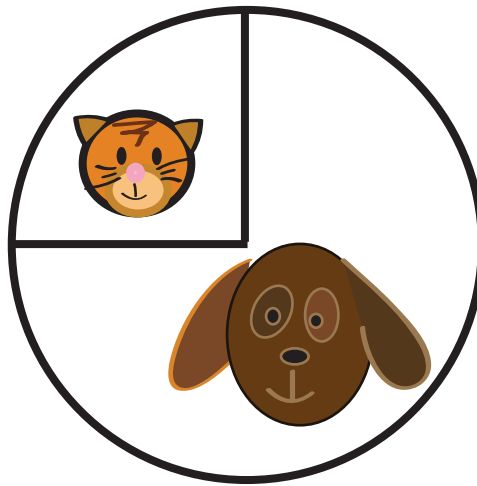




$\frac{1}{4}$ 1 full part
split into 4 parts

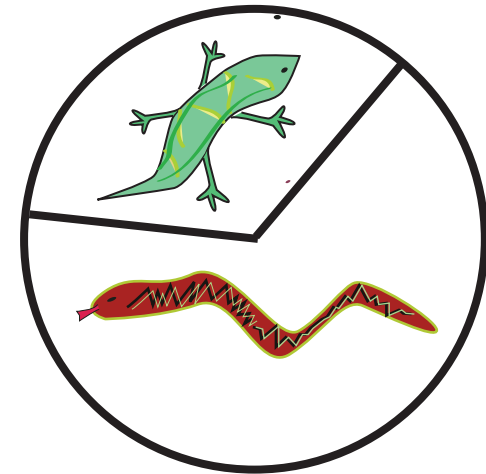
For each pie graph below, label the percentage of animals sold at the pet store.





 _____ %
 _____ %
 _____ %



 _____ %
 _____ %



 _____ %
 _____ %