







Hamburger Cafe

These two pictographs compare how many hamburgers the cafe sold in two weeks. Read the pictographs and answer the questions below.

Note: each  stands for 2 hamburgers.

Week 1	No. of Hamburgers Sold
Day 1	
Day 2	
Day 3	

Week 2	No. of Hamburgers Sold
Day 1	
Day 2	
Day 3	

Questions:

1. What does this symbol represent? 

2. How many hamburgers did the cafe sell in week 1?

3. How many hamburgers did the cafe sell in week 2?

4. How many more or fewer hamburgers did the cafe sell in week 1 than in week 2? Draw hamburger symbols to show the difference on the right. Remember, one symbol equals 2 hamburgers.

