

Photo Props!



Color these in and then ask a grown-up to help cut out and assemble them into fun photo props for your next family portrait, birthday party, or just for fun!


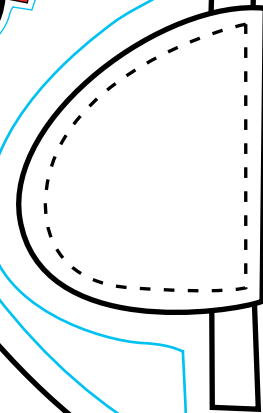
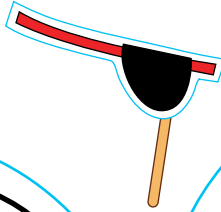

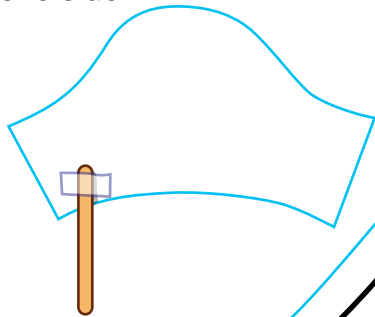
TO USE:

Hold up the props by their popsicle sticks. Then smile for the camera!

You will need:

Popsicle sticks
or straws
Scissors
and tape

After cutting, turn the prop over and tape your popsicle stick on the back of the hat near the bottom and towards one side.



**This Project Works
Best Printed on
Thicker Paper!**