

Photo Props!



Color these in and then ask a grown-up to help cut out and assemble them into fun photo props for your next family portrait, birthday party, or just for fun!

TO USE:

Hold the completed tiara up near your forehead. Then smile for the camera!


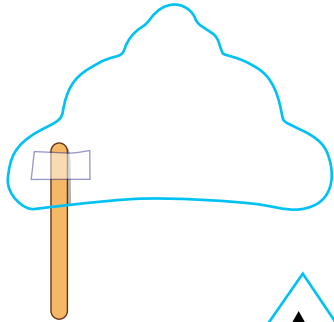
You will need:

Popsicle sticks or straws


Scissors

Tape

Tiara: Turn the tiara over and tape your popsicle stick on the back towards one side.



Wand: Turn the star over and tape your popsicle stick onto the back.



This project works best printed on thicker paper!