

Photo Props!



Color these in and then ask a grown-up to help cut out and assemble them into fun photo props for your next family portrait, birthday party, or just for fun!


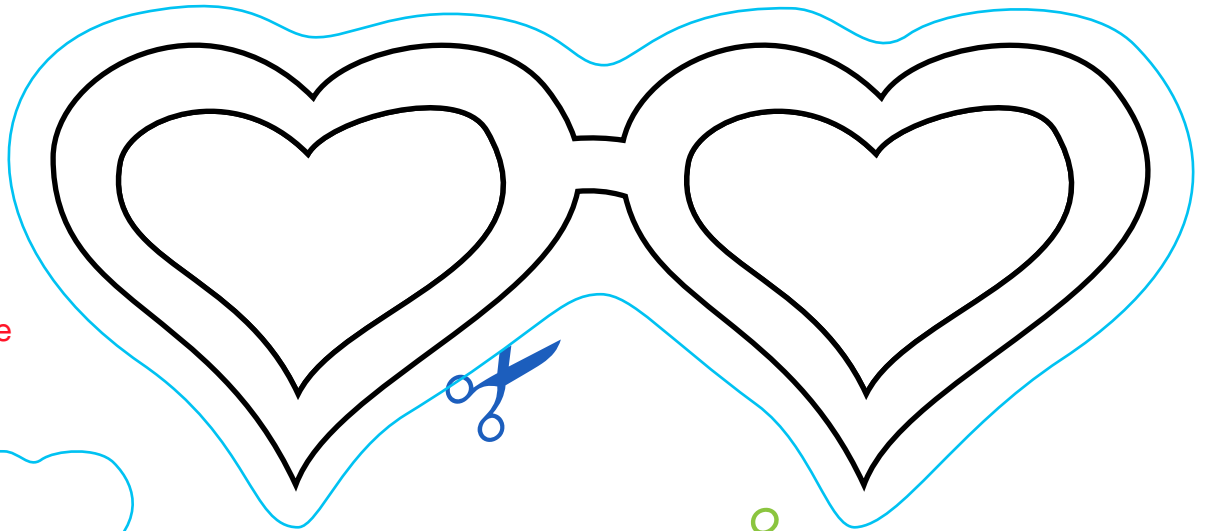
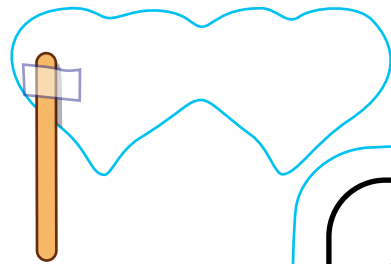
TO USE:

Hold the completed glasses prop over your eyes. Then smile for the camera!

You will need:

Popsicle sticks
or straws
Scissors
Tape

After cutting, turn
the prop over and
tape your popsicle
stick on the back
towards one side.



This project works
best printed on
thicker paper!

