


# Photo Props!



Color these in and then ask a grown-up to help cut out and assemble them into fun photo props for your next family portrait, birthday party, or just for fun!

## TO USE:

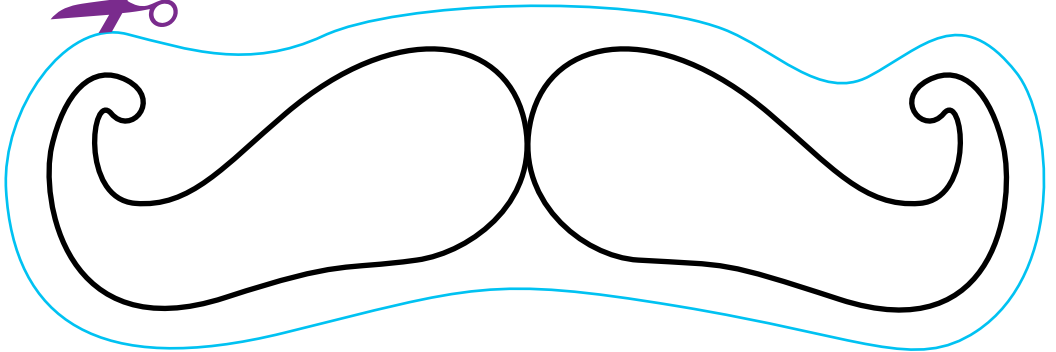
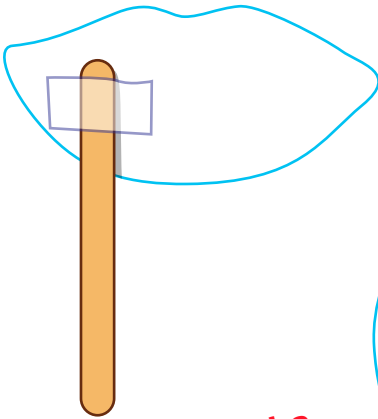
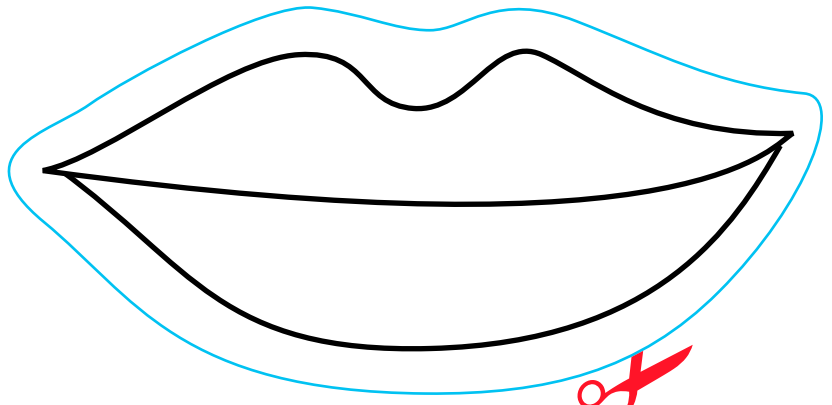
Hold up the mustache prop under your nose. Then smile for the camera!

### You will need:

Popsicle sticks or straws.

Scissors and Tape

After cutting, turn the prop over and tape your popsicle stick on the back towards one side.



**This project works best printed on thicker paper!**

