

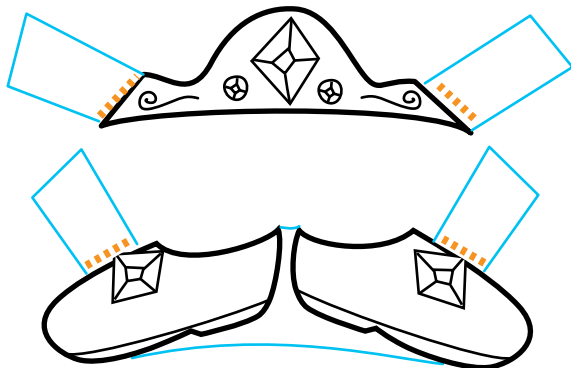


Paper Princess

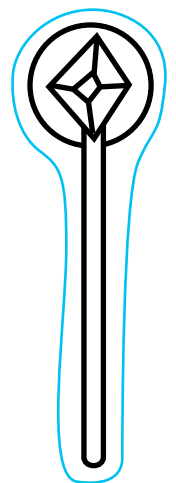
Color these and then ask a grown-up to help cut them out. Cut carefully on the blue and black lines. Be sure not to cut the tabs off!



Cut slits here. This will make it easier to put the clothes on.



Works best printed on thicker paper!



This wand can be taped onto the doll.