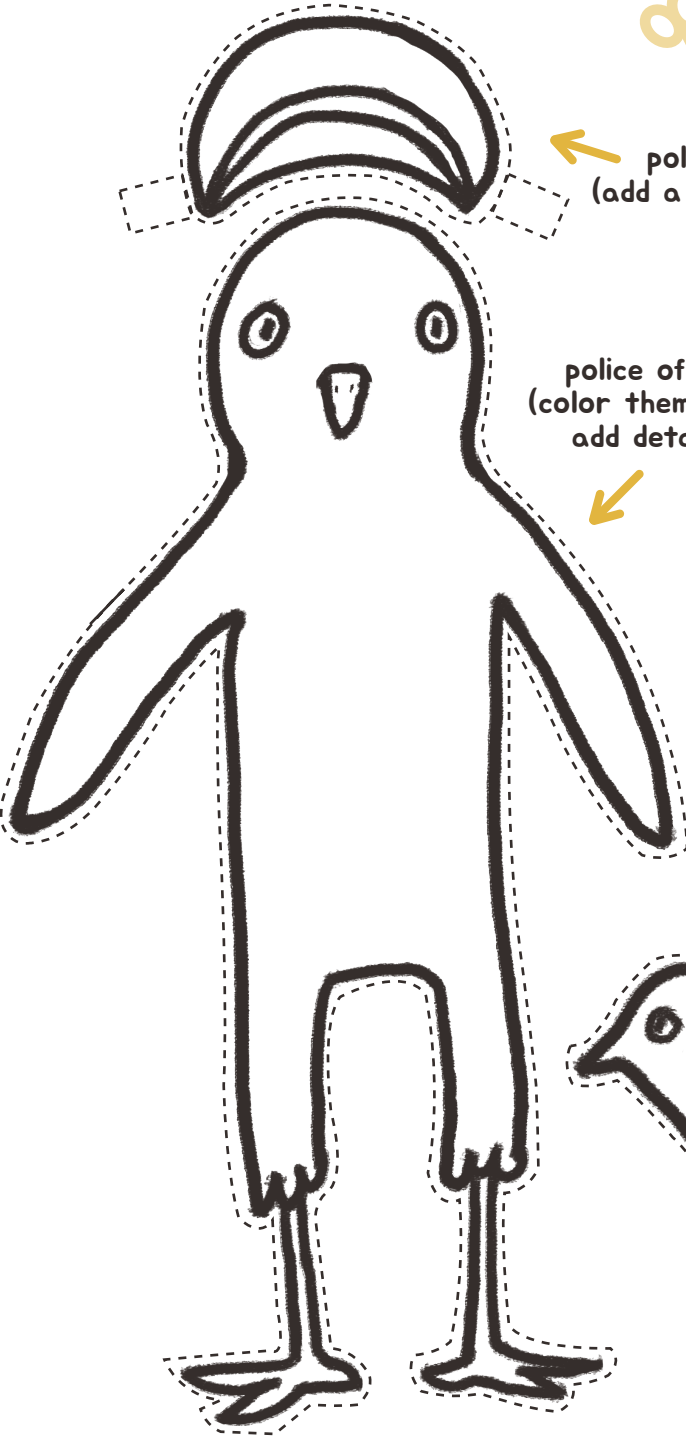


Police Officer Paper Doll

Cut along the dotted lines and follow the prompts to create your very own police officer paper doll. Then go to page two where your doll has the chance to interview you!




Tip: For a sturdy doll, print on cover or index weight paper.




← police hat
(add a medallion!)



← police officer
(color them in and
add details!)



uh oh, someone
got a parking ticket!
write the amount
on the pad



← police uniform
(don't forget to
add some badges)



← a member of the "bird-9" unit
joins Police Officer Pigeon
on patrol

← this "bird-9" wears a
protective harness, too!

Name _____ Date _____

Time for an Interview!

Your newly assembled police officer pigeon wants to interview you!
Sit down and answer their questions.

My police officer pigeon's name is:	Their "bird-9" sparrow's name is:
-------------------------------------	-----------------------------------

a. Police Officer Pigeon: Thank you for assembling me! Did you follow the directions or "wing it"?

You: _____

b. Police Officer Pigeon: What is a way all people can be more peaceful?

You: _____

c. Police Officer Pigeon: What is a way all people can be more forgiving?

You: _____

d. Police Officer Pigeon: What if you got a ticket when you broke the rules at home?
Below, file a report about your 'crime.' Be sure to include a drawing for evidence!

CRIME REPORT:	PHOTO* EVIDENCE:
Suspect Name: _____ _____	
Describe the infraction: _____ _____ _____	
Witnesses: _____ _____	
Consequences: _____ _____	

* we mean drawing