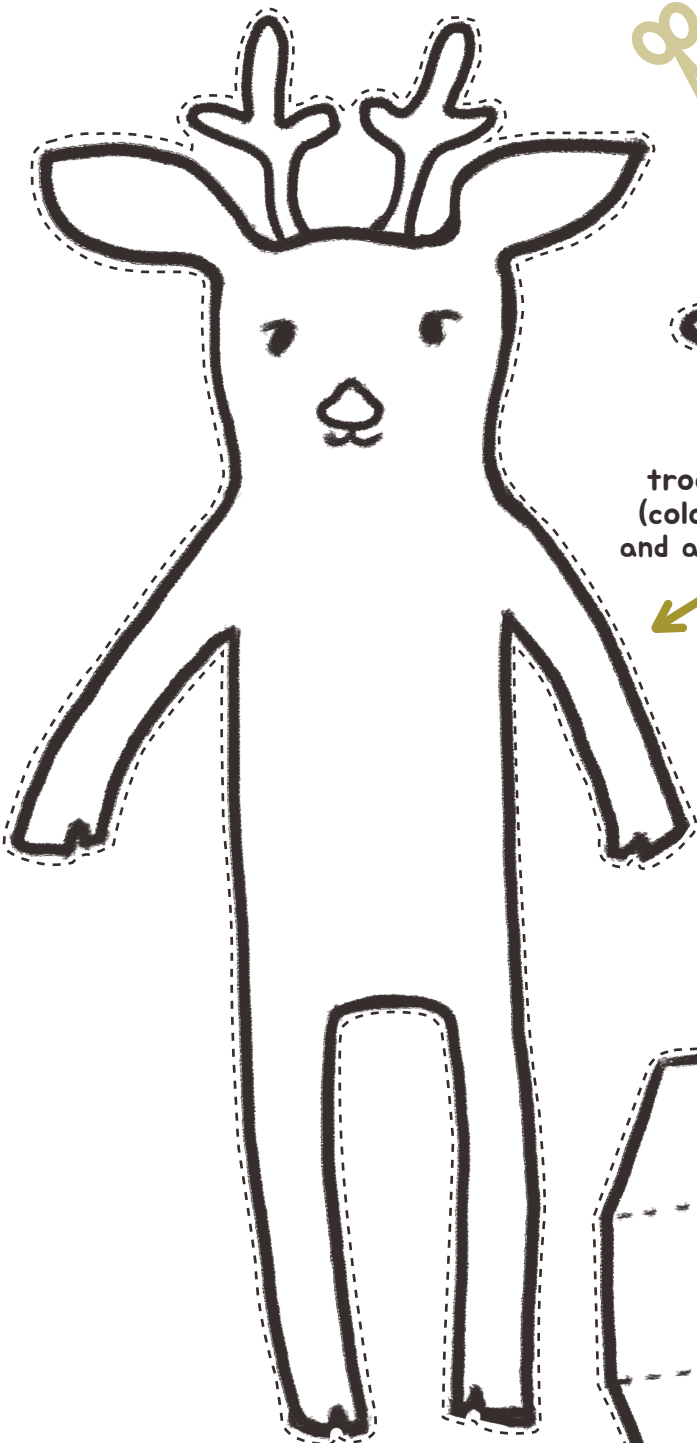


# Troop Leader Paper Doll

Cut along the dotted lines and follow the prompts to create your very own troop leader paper doll. Then go to page two where your doll has the chance to interview you!



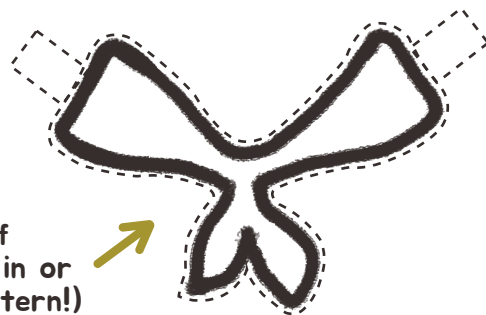
Tip: For a sturdy doll, print on cover or index weight paper.



troop leader  
(color them in  
and add details!)



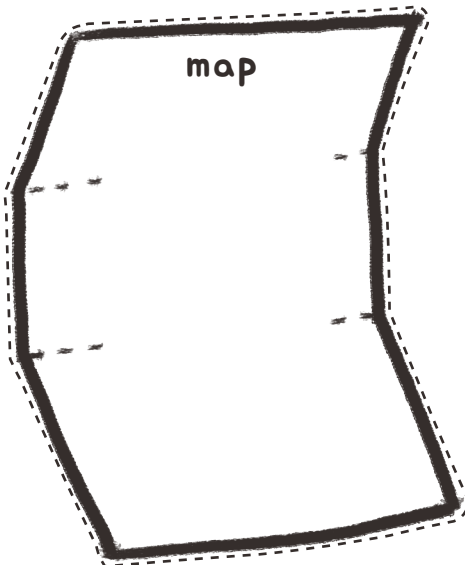
hat  
(add details)




scarf  
(color it in or  
add a pattern!)



trail map  
(draw a route!)



map



troop leader  
uniform (add some  
patches and badges)



Name \_\_\_\_\_ Date \_\_\_\_\_

# Time for an Interview!

Your newly assembled troop leader deer wants to interview you!  
Sit down and answer their questions.

My troop leader deer's name is:

a. Troop Leader Deer: Thank you for assembling me! What is the weather like today?

You: \_\_\_\_\_

b. Troop Leader Deer: If you could be an animal, which would you choose and why?

You: \_\_\_\_\_

c. Troop Leader Deer: If you could be a plant, which would you choose and why?

You: \_\_\_\_\_

d. Troop Leader Deer: Think of something you have done that was challenging for you.  
Draw a picture of yourself doing it, then design a badge for your accomplishment:

Accomplishment

Badge