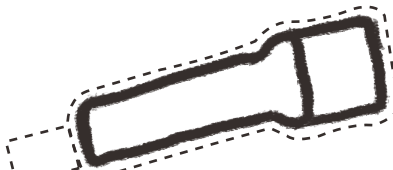



Firefighter Paper Doll

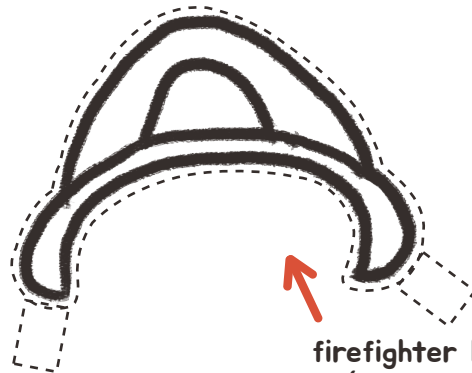
Cut along the dotted lines and follow the prompts to create your very own firefighter paper doll. Then go to page two where your doll has the chance to interview you!



Tip: For a sturdy doll, print on cover or index weight paper. (You might need an adult to help cut these out!)




flashlight
(can be on or off)

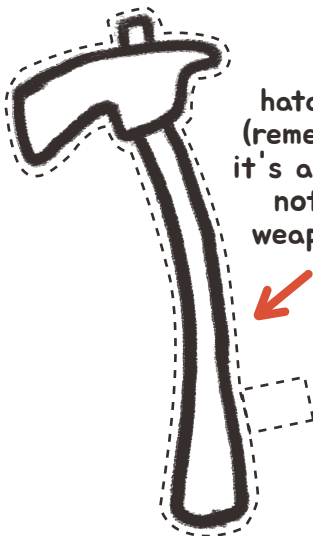


firefighter hat
(choose a station number!)

firefighter protective outfit (also called "bunker gear")



firefighter
(color them in and add details!)



hatchet
(remember it's a tool, not a weapon!)

Name _____ Date _____

Time for an Interview!

Your newly assembled firefighter cat wants to interview you!
Sit down and answer their questions.

My firefighter cat's name is:

a. Firefighter Cat: Thank you for assembling me! Where do you live?

You: _____

b. Firefighter Cat: What are ways you stay safe around fire?

You: _____

c. Firefighter Cat: Can you spot a smoke alarm from where you are working? Where?

You: _____

d. Firefighter Cat: Do you know what number to call in case of fire or an emergency?

You: _____

e. Firefighter Cat: Ask an adult to help you identify an emergency escape route from your classroom or home. Draw it here:

