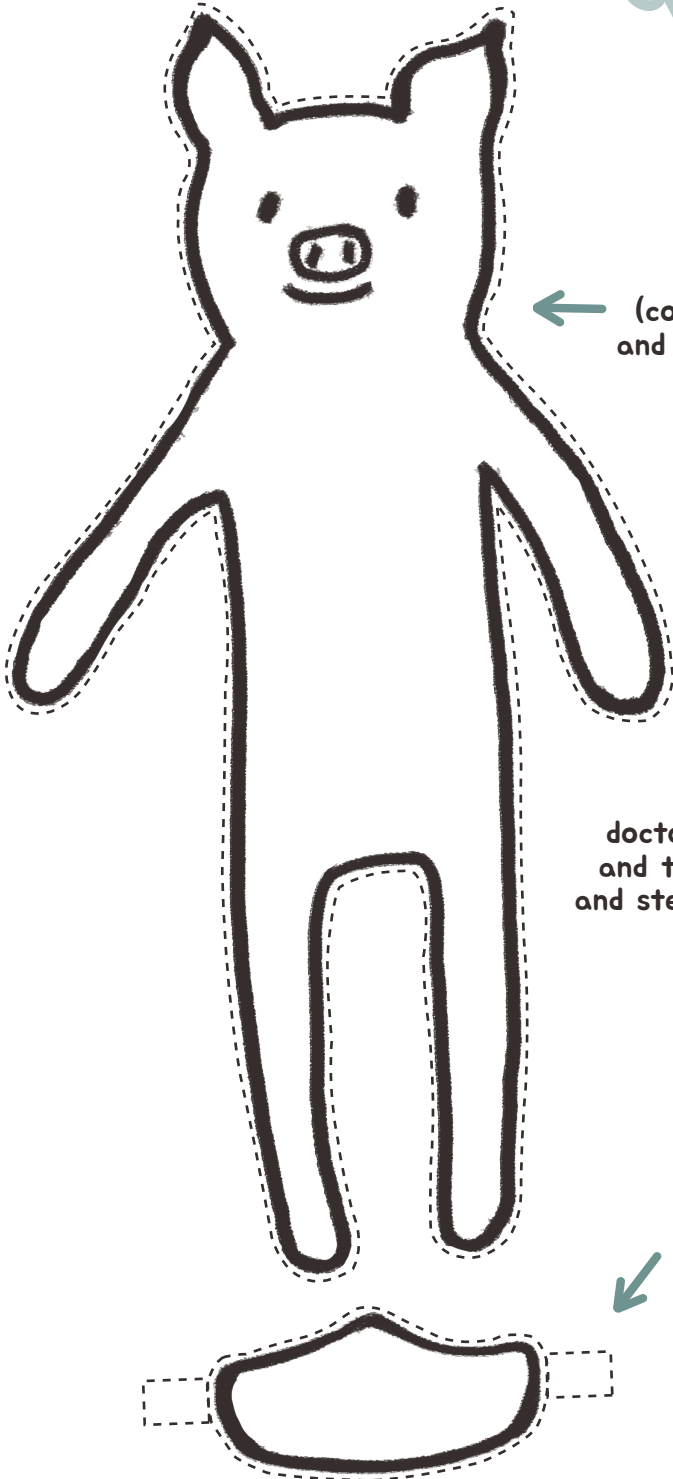


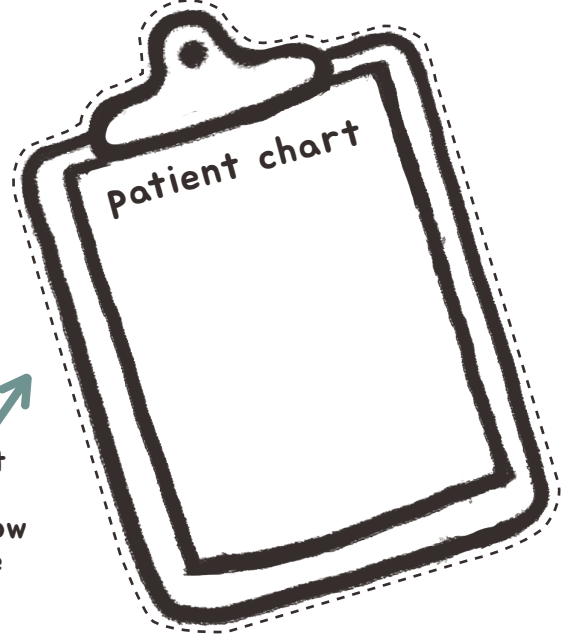
Doctor Paper Doll

Cut along the dotted lines and follow the prompts to create your very own doctor paper doll. Then go to page two where your doll has the chance to interview you!

Tip: For a sturdy doll, print on cover or index weight paper. (You might need an adult to help cut these out!)




doctor
(color them in
and add details!)

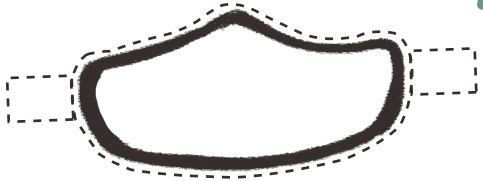


patient
chart
(note how
they are
doing)

doctor coat
and trousers
and stethoscope



surgical mask
to keep
everyone
healthy



Name _____ Date _____

Time for an Interview!

Your newly assembled doctor pig wants to interview you!
Sit down and answer their questions.

My doctor pig's name is:

a. Doctor Pig: Thank you for assembling me! How do you feel today?

You: _____

b. Doctor Pig: What are some things you eat to feel healthy?

You: _____

c. Doctor Pig: What are some ways you keep your mind healthy?

You: _____

d. Doctor Pig: What are some ways you keep your body moving?

You: _____

e. Doctor Pig: Doctors prescribe medicine, but sometimes they also prescribe activities.
In the space below, write your own (non-medicine) prescription for good health!



PRESCRIPTION:

For: _____ I'm prescribing: _____

_____ to do every _____ # hours for _____ # weeks/months/years.
(circle one)

Positive side effects may include: _____

Signature: _____

(make it messy!)