

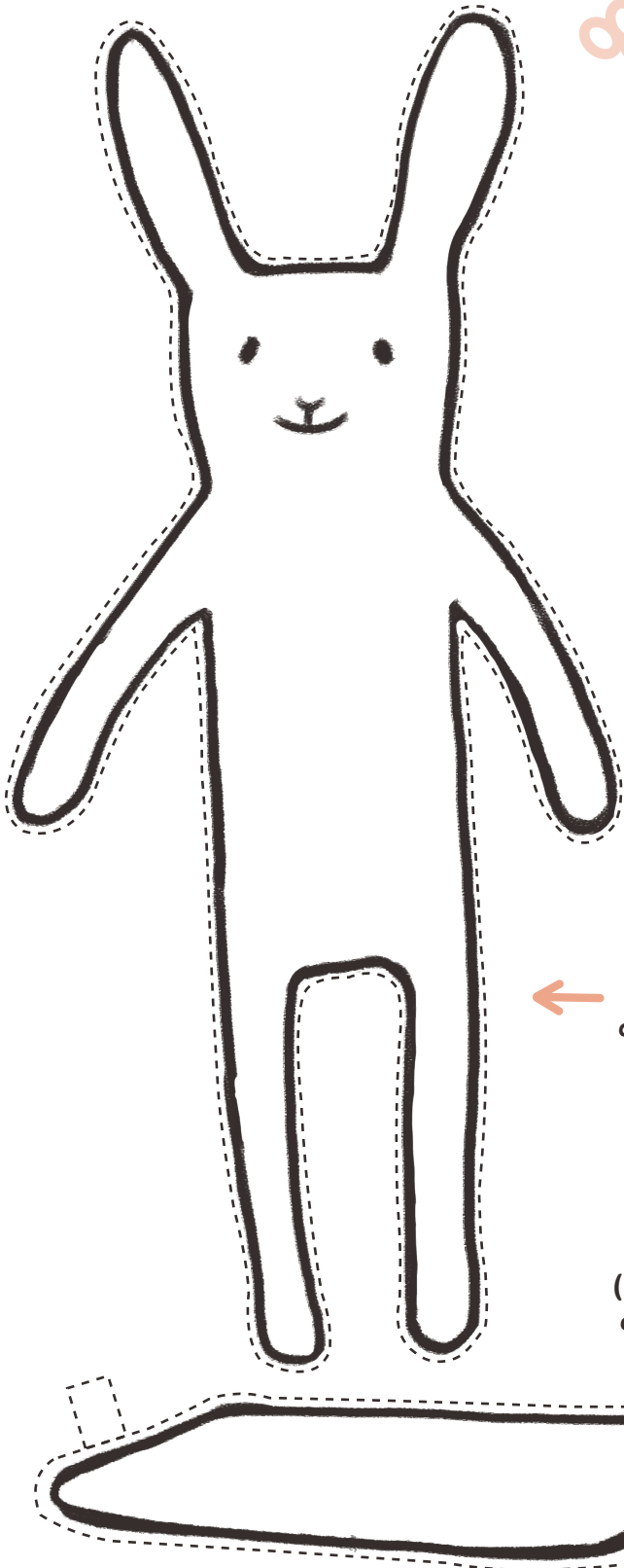
Name _____ Date _____

Lunch Hero Paper Doll

Cut along the dotted lines and follow the prompts to create your very own lunch hero paper doll. Then go to page two where your doll has the chance to interview you!



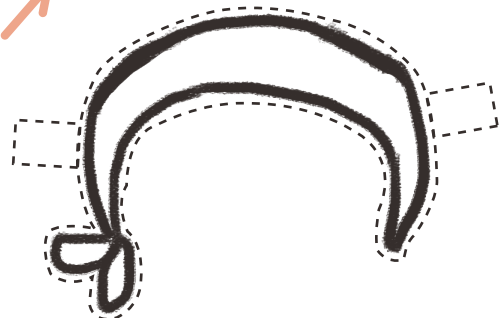
Tip: For a sturdy doll, print on cover or index weight paper. (You might need an adult to help cut these out!)



cafeteria menu
(write your favorite lunch!)

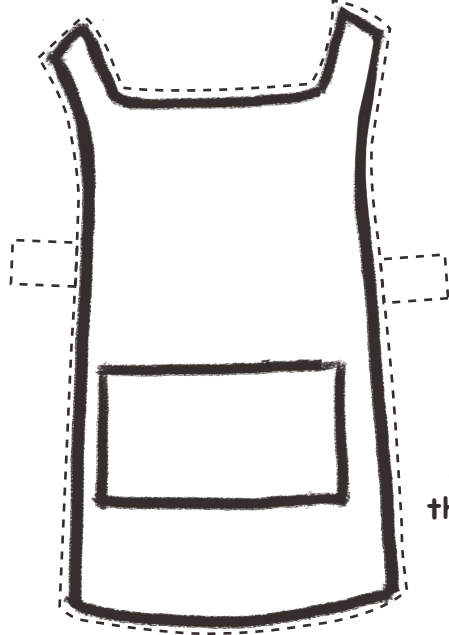


lunch hero
(color them in and add details!)



head scarf
(draw a pattern)

lunch tray
(draw a healthy and tasty lunch!)



apron
(what's in the pocket?)

Name _____ Date _____

Time for an Interview!

Your newly assembled lunch hero bunny wants to interview you!
Sit down and answer their questions.

My lunch hero bunny's name is:

a. Lunch Hero Bunny: Thank you for assembling me! What grade are you in?

You: _____

b. Lunch Hero Bunny: If you could plan the school menu for one day, what would it be?

You: _____

c. Lunch Hero Bunny: What food might people be surprised to learn you like?

You: _____

d. Lunch Hero Bunny: What new food would you like to try?

You: _____

e. Lunch Hero Bunny: Do you ever pack your own lunch?

You: _____

f. Lunch Hero Bunny: What part of your lunch do you rarely eat? (Be honest!)

You: _____

g. Lunch Hero Bunny: In the space below, draw a picture of us having lunch together:

