


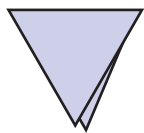
10 Things to Do with a Piece of Paper

★ Bunting ★

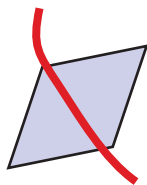
Colorful buntings can liven up any room. Print out the next page and cut on the dotted lines. You will also need a long piece of yarn. Follow the instructions below.



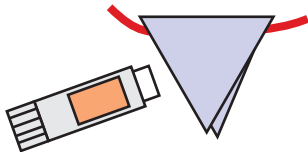
Step 1: Cut out all the pieces on the dotted lines. Try to make your cuts as straight as you can.



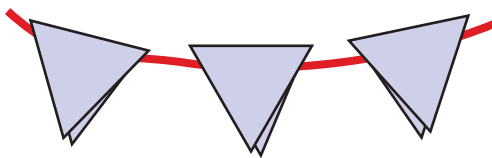
Step 2: Fold the diamonds in half to create triangles.




Step 3: Place the yarn between the folded diamond.



Step 4: Glue the two halves together. A glue stick would work best. If the folded paper is uneven, you can trim it after the glue is dry.



Step 5: Repeat with the rest of the diamonds. Space the diamonds evenly along the yarn.



Step 6: The bunting is done! Hang it up using the excess yarn.

