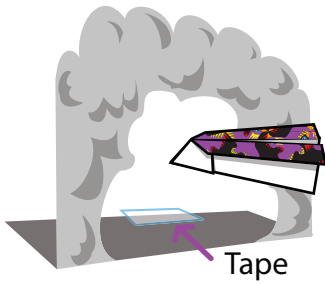


Paper Airplane

CHALLENGE!



Print this page on a heavier stock. Cut, fold, and set up the target. Use tape on the flap to secure it. Make the airplanes on the second page. Now take turns flying your jets through the eye of the storm!



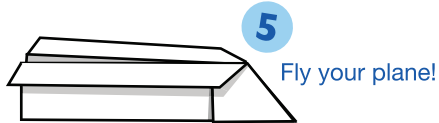
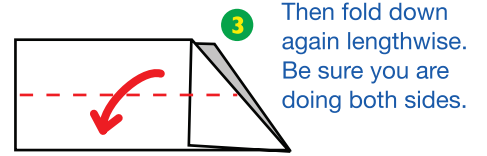
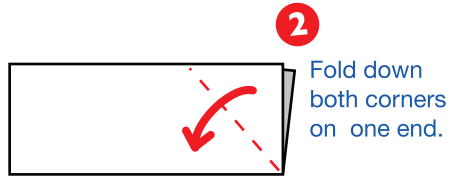
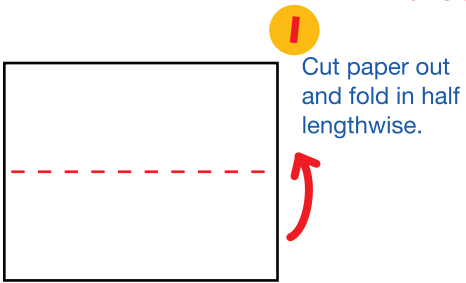
Fold on the dotted line.

Paper Airplane

CHALLENGE!



Have a parent help cut out and make the airplanes.



TIP: You plane will fly better if you slide a paper clip on the nose of the plane.

