

DIRECTIONS:


Cut out the die, game pieces and board.
Assemble as directed. Players roll the die and move along the board from start to finish. Players pick up a shamrock from the pile each time they land on a square with a shamrock on it.
After all of the players finish, they count up their shamrocks. The player with the most shamrocks wins!

CUT ALONG THE DOTTED LINE, THEN LINE UP WITH THE SECOND PAGE AND TAPE THEM TOGETHER.

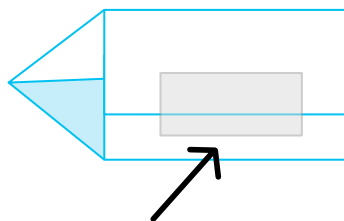
START!

Happy St. Patrick's Day!

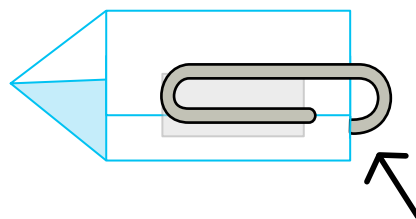




Cut, fold and then **tape** the dice together. **Now** you are ready to **play!**
 For **best results**, print on **thicker paper.**



Tape on the bottom.



For added stability, slide a paper clip on the bottom of each piece.

For **best results**, print on **thicker paper**.

