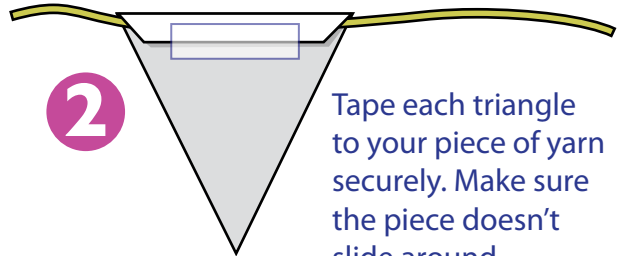
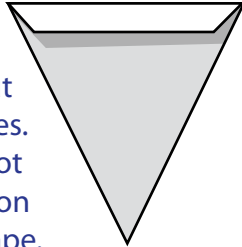


Color and make your own

1

# HAPPY NEW YEAR! BANNER

**1** After the pieces have been colored, have a grown-up cut and fold the triangles. You will need a 6 foot piece of string, ribbon or yarn and some tape.





Tape each triangle to your piece of yarn securely. Make sure the piece doesn't slide around.

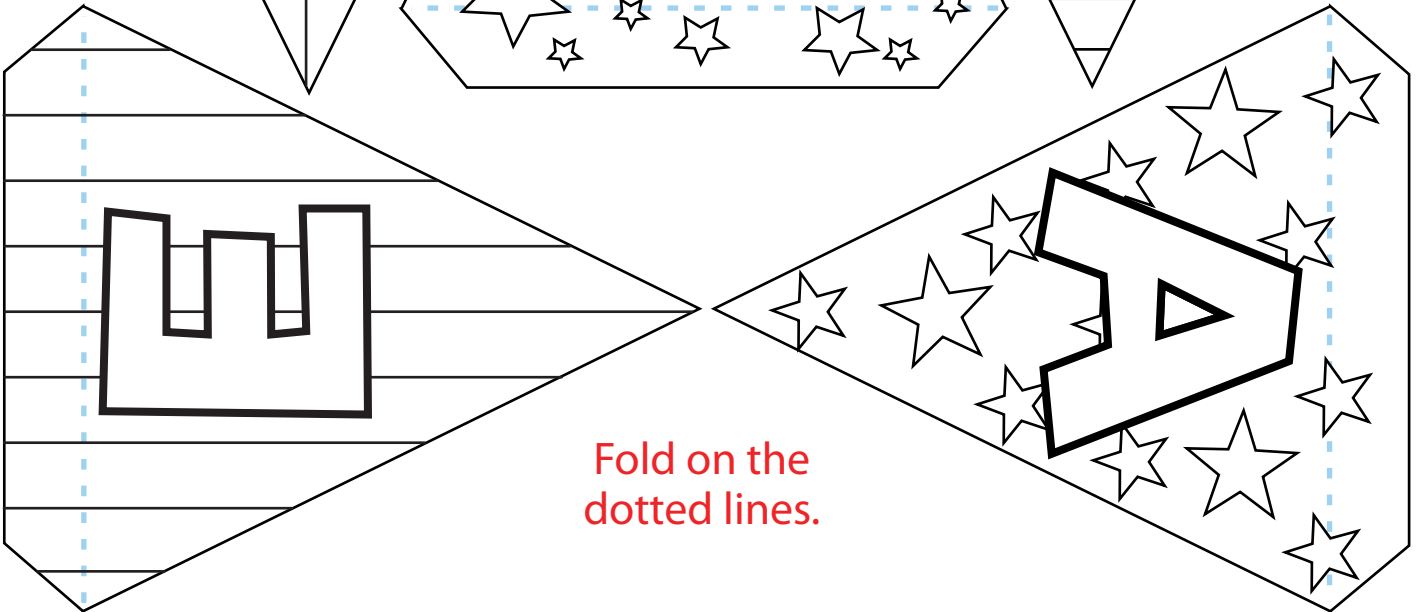

**3** Have a grown-up help tape or pin your banner up in your room, on a big window, or in the dining room. If the weather is good you can even hang it outside!




Fold on the dotted lines.



Print on **thicker paper** for best results.



Fold on the dotted lines.



Color and make your own

# HAPPY NEW YEAR! BANNER

Fold on the  
dotted lines.

