



Name the Animal Game

Can you name the animal?

START



meow





moo




Tape together board pieces here.

quack



tweet
tweet



bark



FINISH

Name the Animal Game

Can you name the animal?

You Will Need:

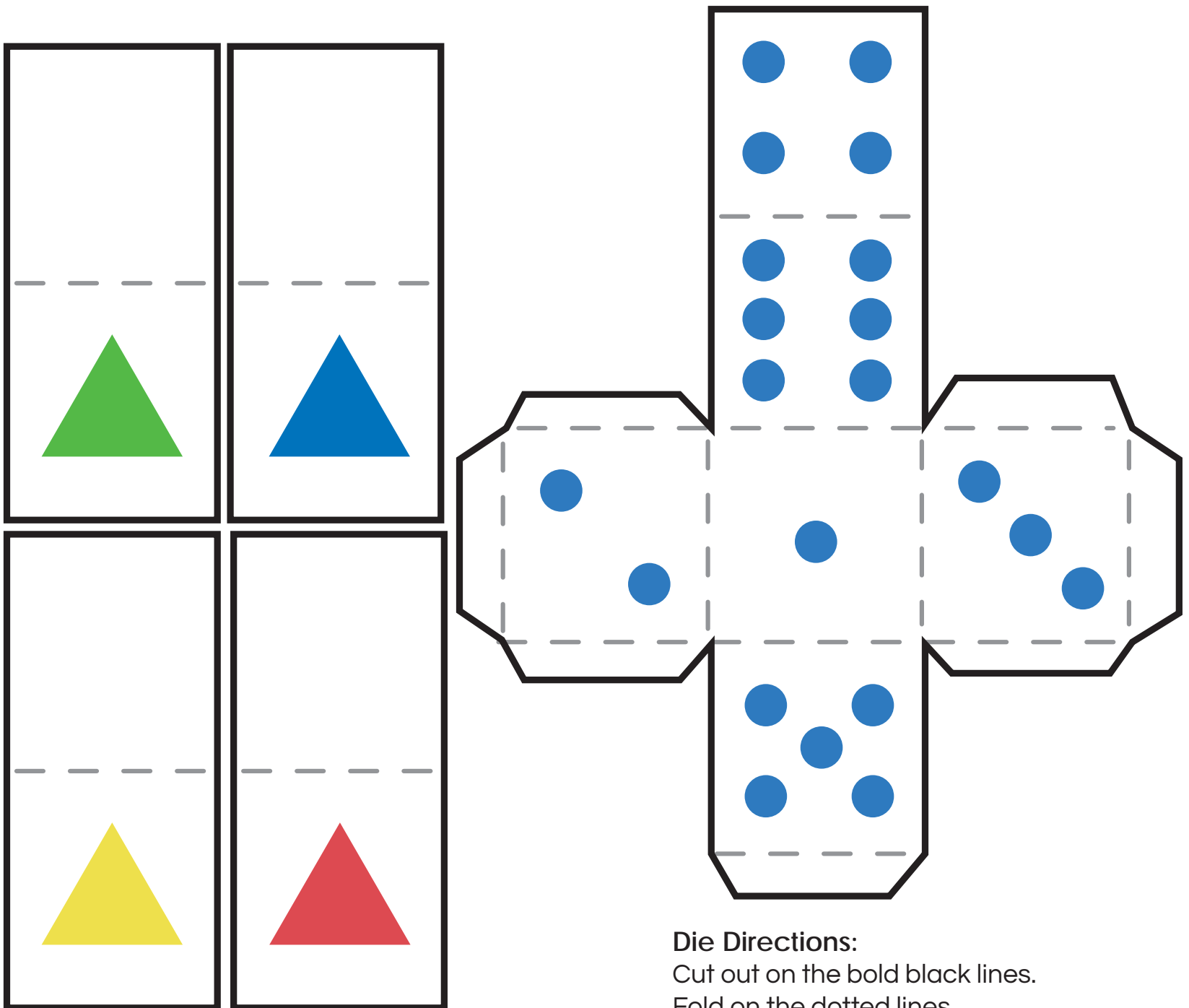
- Card Stock (or any thick paper)
- Scissors
- Tape or Glue

Directions:

Cut out the game pieces below.
Have an adult help assemble the die.
Fold the player pieces on the dotted lines.
Tape or glue the game boards together.

How to Play:

The youngest child goes first. Roll the die. Move as many spaces as the number on the die. Name the animal you land on. If the board space has a sound, name the animal that makes that sound. First one to reach the finish wins!



Die Directions:

Cut out on the bold black lines.
Fold on the dotted lines.
Glue or tape the tabs.