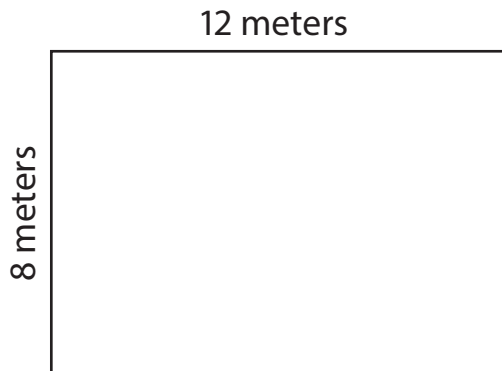


Name: _____

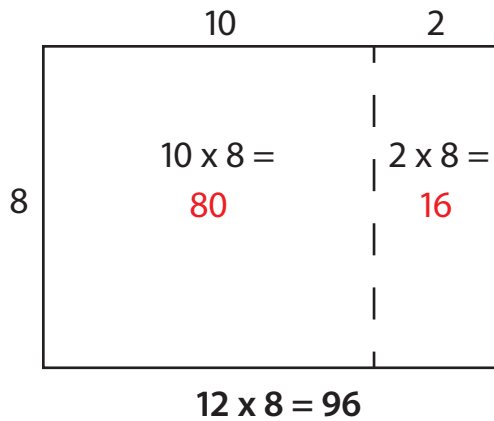
Date: _____

Multiplying with Area Model



When we find the area of a rectangle, we multiply length x width.

$$\text{Area} = \text{Length} \times \text{Width}$$

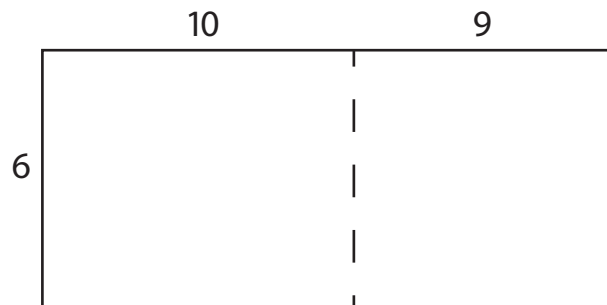


We can use the concept of area to help us multiply big numbers

1. Draw a rectangle with one factor as the width and the other factor as the length.
2. Decompose large factors into smaller numbers so they are easier to multiply. For example, 12 can be decomposed into $10 + 2$.
3. Find the area of each part of the rectangle. Then, add the products together to find the total area. The area of the rectangle is the answer to the multiplication problem!

Try it! Use the area model to solve the multiplication problem below.

$$19 \times 6 = \underline{\hspace{2cm}}$$



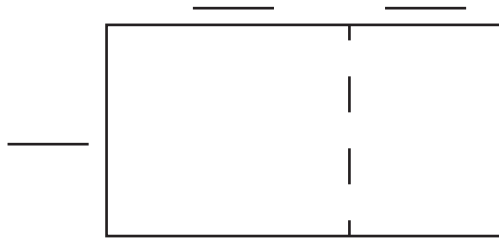
Name: _____

Date: _____

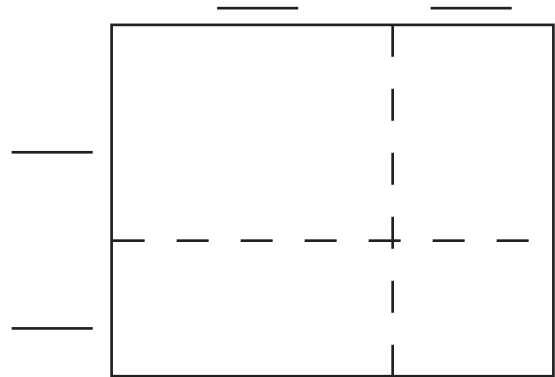
Multiplying with Area Model

Use the area model to solve each multiplication problem below.

1. $15 \times 7 =$ _____




2. $14 \times 12 =$ _____



3. $13 \times 8 =$ _____



4. $17 \times 11 =$ _____



Now, try drawing your own area model.

5. $16 \times 4 =$ _____