

**Directions:** Complete the coupons on pages 1 to 3. Then cut out and assemble into a booklet.

Use a stapler or a hole punch and string or ribbon to assemble your booklet.




# My Book of




# Mother's Day Coupons

With love from \_\_\_\_\_



to \_\_\_\_\_ .



## Coupon good for:



---

---

---



## Coupon good for:



---

---

---



Cut along the solid lines.

**Directions:** Complete the coupons on pages 1 to 3. Then cut out and assemble into a booklet.

Use a stapler or a hole punch and string or ribbon to assemble your booklet.

 Coupon good for: 

\_\_\_\_\_  
\_\_\_\_\_

 Coupon good for: 

\_\_\_\_\_  
\_\_\_\_\_

 Coupon good for: 


\_\_\_\_\_  
\_\_\_\_\_



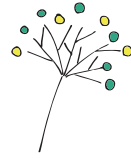
Cut along the solid lines.

**Directions:** Complete the coupons on pages 1 to 3. Then cut out and assemble into a booklet.

Use a stapler or a hole punch and string or ribbon to assemble your booklet.



Coupon good for:




○

---

---

---



Coupon good for:



○

---

---

---



Coupon good for:



○

---

---

---

○

Cut along the solid lines.