


To assemble the mini books: 1. Cut on the dotted lines 2. Fold on solid lines 3. Put pages in correct order 4. Staple along left edge




Look at the cat.  
 Look at the duck.  
 Look at the fish in a dish.  
 Look at the fox.  
 Look at the bee.  
 Look at the frog on the log.

8

FOLD

# RHYMING WORD FUN




1



Look at the bee.  
 Can you see?  
 I see a bee in a tree.

6

FOLD




Look at the duck.  
 It is stuck.  
 Look at the duck stuck in a truck.

3

To assemble the mini books: 1. Cut on the dotted lines  
2. Fold on solid lines

3. Put pages in correct order  
4. Staple along left edge




Look at the cat.  
She has a hat.  
Look at the cat on the mat with a hat.

2




Look at the frog.  
He lives in a bog.  
Look at the frog on a log in the bog.

7



Look at the fish.  
He is in a dish.  
Look at the fish in a dish.

4



Look at the fox.  
She is in a box.  
Look at the fox in the box.

5

FOLD

FOLD