

To assemble the mini books: 1. Cut on the dotted lines

2. Fold on solid lines


3. Put pages in correct order

4. Staple along left edge




I love my cat.

8



MY CAT

1



My cat can jump.

6



My cat is nice.

3

To assemble the mini books: 1. Cut on the dotted lines
2. Fold on solid lines


3. Put pages in correct order
4. Staple along left edge



I love my cat.

2

FOLD



Jump up, cat!

7

FOLD



My cat can play.

4



Play cat, play!

5