











# Construction Zone Memory Match

Cut out the cards on the dotted lines.




# Construction Zone Memory Match

Cut out the cards on the dotted lines.



# Construction Zone Memory Match



## Instructions:

Have an adult print out the cards onto card stock or regular paper. Cut out each card on the dotted lines.

## How to Play:

Construction Zone Memory Match can be played alone or with a group of friends.

Place all 24 cards face down into rows. On each turn, flip over any 2 cards. If they match, keep them. If they do not match, turn the cards back over, faced down.

Try to remember where each card is as it gets flipped!

The game is over when all of the cards have been collected. The player with the most matches wins the game.

