


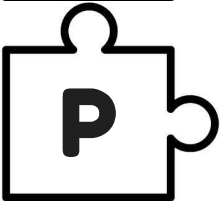







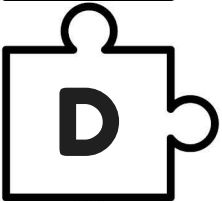

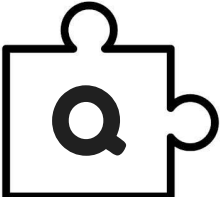
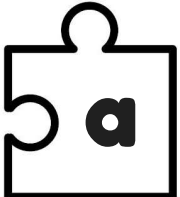


Match Lowercase and Uppercase Letters



Draw a line to match the lowercase and uppercase letters. Color the matching puzzle pieces.

A dashed line connects the uppercase 'S' puzzle piece on the left to the lowercase 's' puzzle piece on the right.