

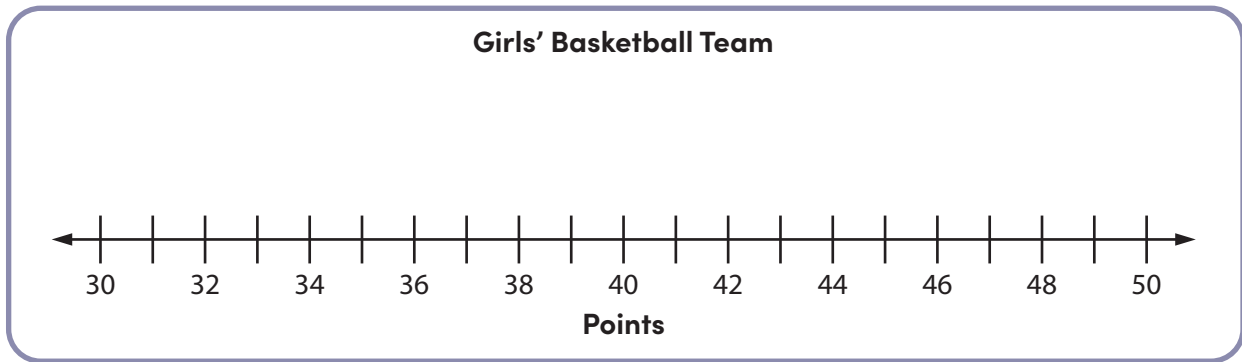
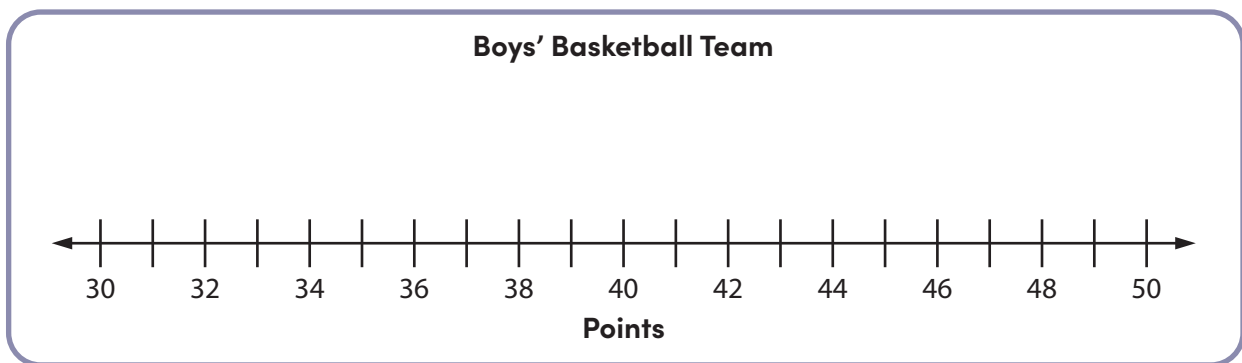
MAKING COMPARATIVE INFERENCES

The boys' and girls' basketball teams at Helmsburg Middle School have each played 9 games so far. The tables below show the total points they scored in each game.

Points Scored by Boys' Basketball Team		
35	41	39
50	43	38
36	45	49

Points Scored by Girls' Basketball Team		
44	41	42
42	43	43
44	47	42

1. Make a box plot for each data set. Use the number lines provided below.



- Look at the box plots. Which team has a higher median number of points per game?
- Based on the box plots, which team's scoring would you infer is more variable? Explain your reasoning.
- Based on the box plots, which team would you infer generally scores more points per game? Explain your reasoning.



MAKING COMPARATIVE INFERENCES

Raina planted yellow and green squash in her vegetable garden. Then she recorded the length of each squash that she harvested.

Length of Yellow Squash (cm)		
8	10	16
8	12	14
18	20	6

Length of Green Squash (cm)		
14	14	16
12	14	13
16	13	14

1. Make a box plot for each data set. Use the number lines provided below.



- Which type of Raina's squash has a higher median length based on the box plots?
- Based on the box plots, which type of Raina's squash would you infer has a more consistent length? Explain your reasoning.
- Based on the box plots, which type of Raina's squash would you infer is generally shorter? Explain your reasoning.