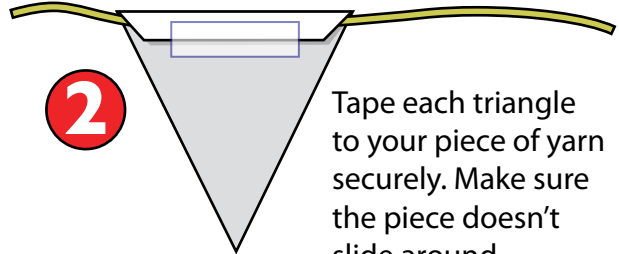
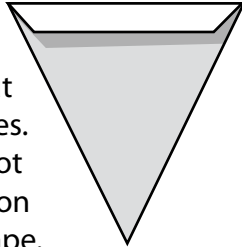


Color and make your own

# CHRISTMAS BANNER!

- 1** After the pieces have been colored, have a grown-up cut and fold the triangles. You will need a 5 foot piece of string, ribbon or yarn and some tape.

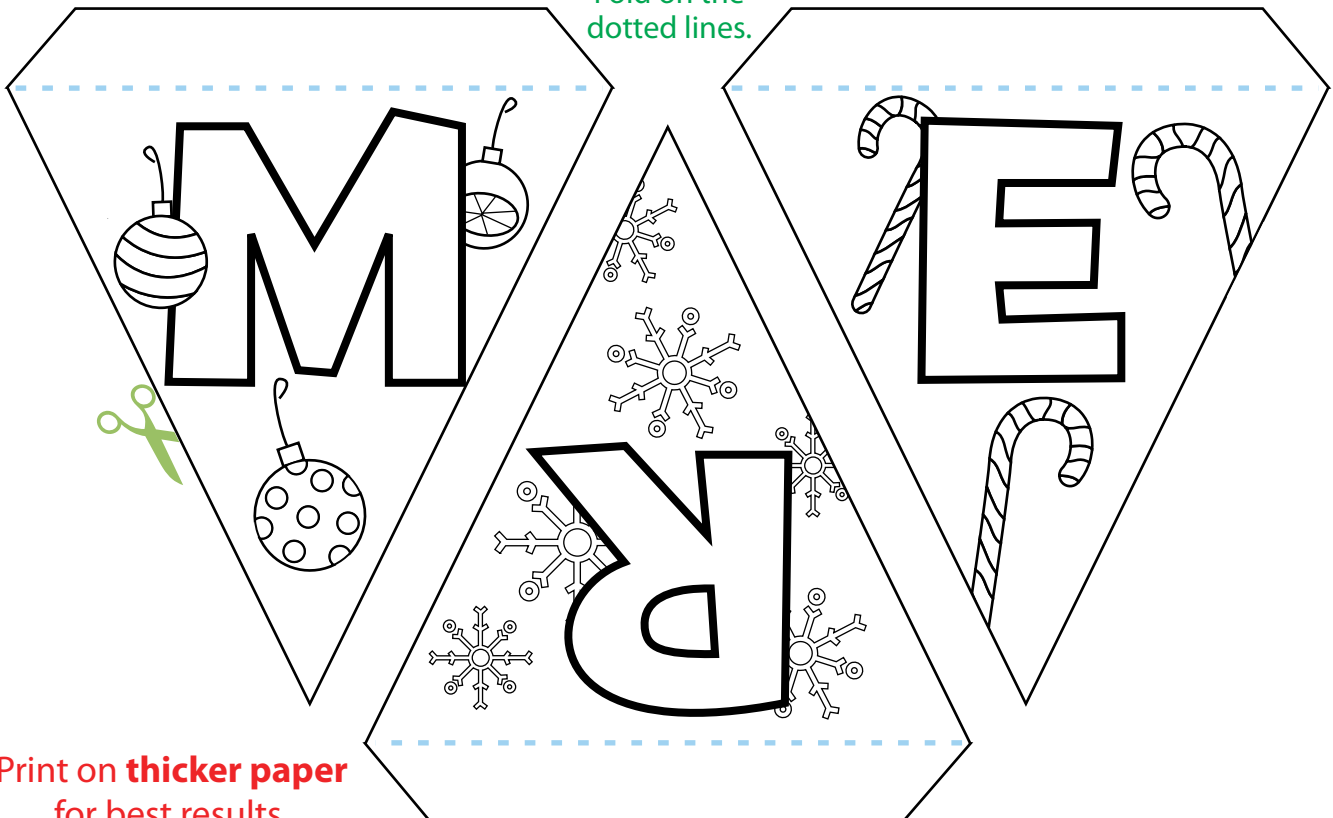


Tape each triangle to your piece of yarn securely. Make sure the piece doesn't slide around.

- 3** Have a grown-up help tape or pin your banner up in your room, across a big window, or on your Christmas tree! If the weather is good you can even hang it outside!



Fold on the dotted lines.



Print on **thicker paper** for best results.


Color and make your own

# CHRISTMAS BANNER!



Color and make your own

# CHRISTMAS BANNER!



Fold on the dotted lines.

