



# MY ELECTION BOOK

Glue Here

Draw what you would do if you were  
President of the United States.

## Step One

After you finish drawing, cut the paper out along the dotted line.




## Step Two

Gather all cutouts from other worksheets and glue them together at the colored bar.




## Step Three

Wait fifteen minutes for the glue to dry.



## Finished!

This book is ready for the election!





# MY ELECTION BOOK

Glue Here

---

---

---

---

---

---

---

---

Write a speech. Be sure to include what you love about your community and what you would do to make it better.


## Step One

After you finish drawing, cut the paper out along the dotted line.




## Step Two

Gather all cutouts from other worksheets and glue them together at the colored bar.




## Step Three

Wait fifteen minutes for the glue to dry.



## Finished!

This book is ready for the election!





# MY ELECTION BOOK

Glue Here

Draw your Vice President. What is your Vice President's name? Who is your Vice President?

## Step One

After you finish drawing, cut the paper out along the dotted line.




## Step Two

Gather all cutouts from other worksheets and glue them together at the colored bar.



## Step Three

Wait fifteen minutes for the glue to dry.



## Finished!

This book is ready for the election!





# MY ELECTION BOOK

Glue Here

Draw a cheering crowd voting for you!

## Step One

After you finish drawing, cut the paper out along the dotted line.




## Step Two

Gather all cutouts from other worksheets and glue them together at the colored bar.



## Step Three

Wait fifteen minutes for the glue to dry.



## Finished!

This book is ready for the election!





# MY ELECTION BOOK

Glue Here

Did you win the election? Draw the results!

## Step One

After you finish drawing, cut the paper out along the dotted line.




## Step Two

Gather all cutouts from other worksheets and glue them together at the colored bar.



## Step Three

Wait fifteen minutes for the glue to dry.



## Finished!

This book is ready for the election!

