

Make a Mummy!

The ancient Egyptians believed that life went on after a person died, so they did everything they could to make sure a person's body and belongings were just as they were in life after they died.

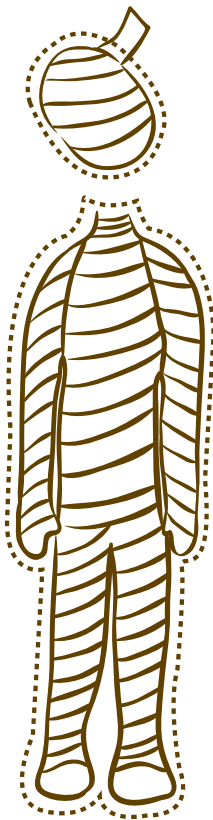
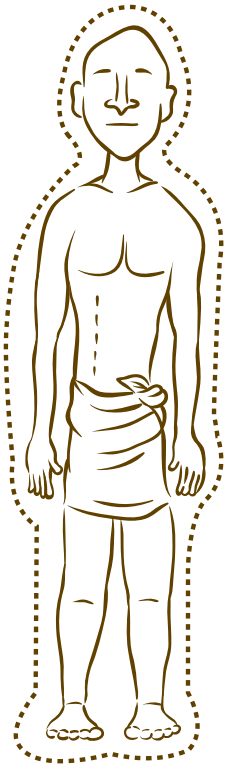
Though all Egyptians believed in the afterlife, only the wealthy could afford to have their bodies prepared for their passage to the afterlife. Most were simply wrapped in linen and buried in the ground. However, high-standing citizens had professionals embalm their bodies and give them a lavish send-off to the afterlife.

Dress this former pharaoh for his last voyage!

Instructions

1. Cut out all pieces.
2. Paste the organs onto the corresponding canopic jars (search online or go to your local library to find out which jars held which organs). Egyptians believed that since life went on after you were buried, you would still need your organs. However, they left the heart in its place, as they thought the heart was the center of thought and emotion.
3. Place the two amulets on top of the pharaoh's body. Amulets, or good luck charms, were often hidden in between the strips of bandages to ward off evil spirits that might attack the body on its way to the afterlife.
4. Paste the linen bandages to the pharaoh. Bodies were preserved using natron, a dehydrating substance, and then wrapped in strips of linen to preserve their embalming.
5. Place the shroud over your new mummy.
6. Strap the shroud in place with the linen straps.
7. Place the mummy in its coffin and close the lid.
8. Place that coffin in the second, larger coffin. Wealthy citizens could afford as many as three coffins!
9. Close the lid. Write a spell, prayer or words of wisdom on it. Egyptians would often write spells on their coffins to prevent bad luck from following their dead into the afterlife.
10. Place your nested coffins into the sarcophagus and close the lid.
11. Pick and choose some items for your mummy to take with him on his journey! What do you think he'll need in the afterlife?

pharaoh




bandages

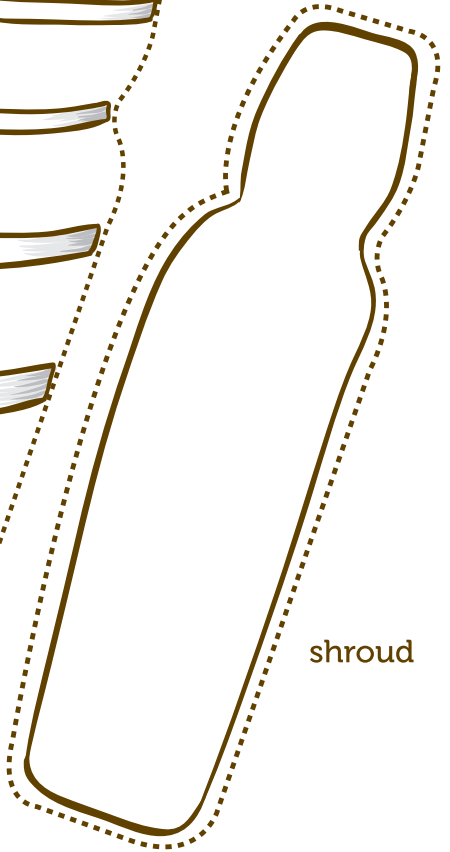
amulets



straps



shroud



Canopic Jars




kidneys



Duamatef, head of a jackal, protected the stomach.

stomach




Hapy, head of a baboon, protected the lungs.

lungs




Gebehsenu, head of a falcon, protected the intestines.

large intestine



Imsety, head of a human, protected the liver.

liver

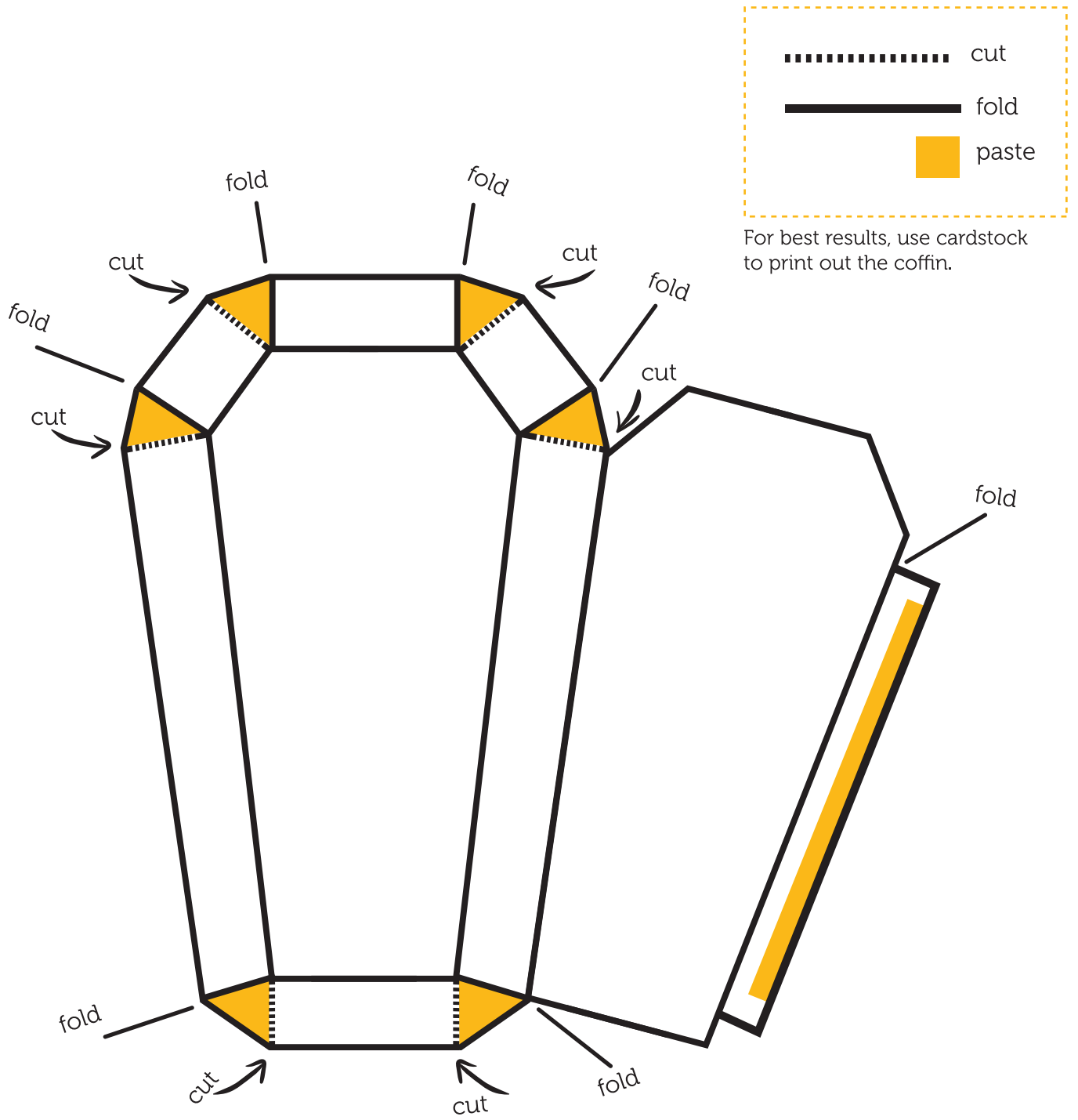


brain



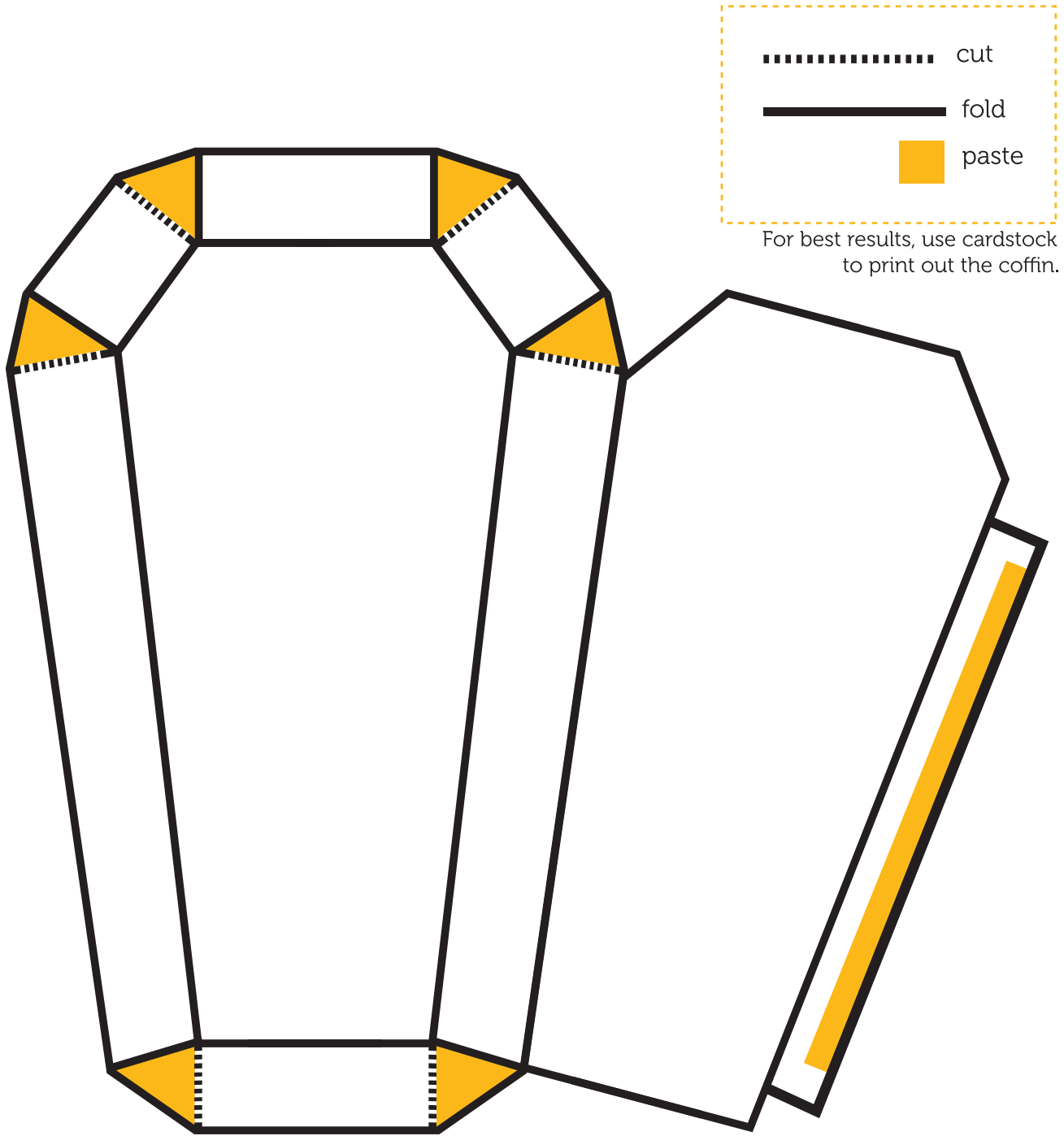
small intestine






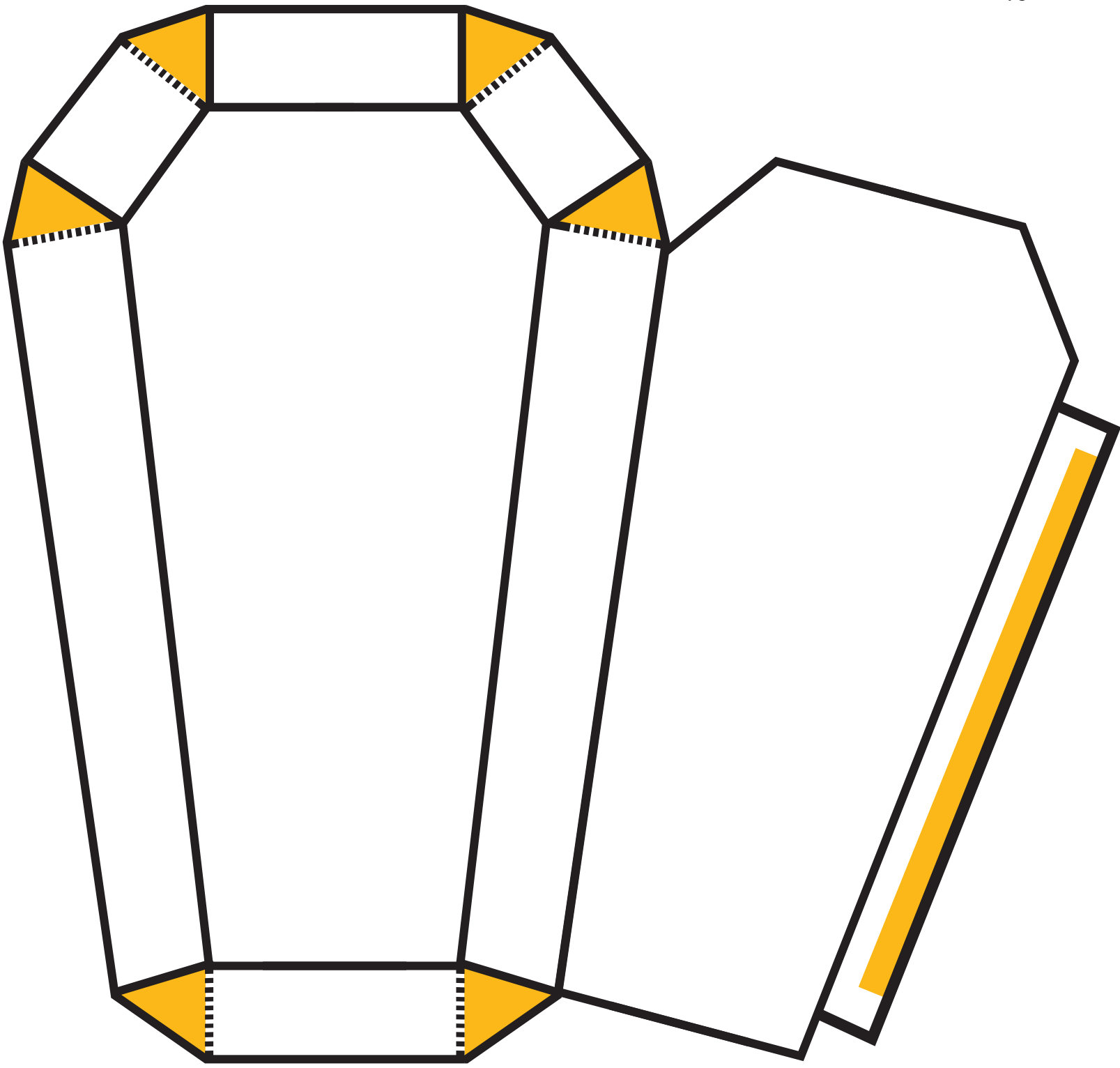
coffin 1

Place the mummy in its coffin and close the lid.



coffin 2

Write a spell, prayer or words of wisdom on it. Egyptians would often write spells on their coffins to prevent bad luck from following their dead into the afterlife.



For best results, use cardstock to print out the sarcophagus.

sarcophagus

Draw the face of the recently departed pharaoh on the lid of the sarcophagus.

Pick and choose some items for your mummy to take with him on his journey!
What do you think he'll need in the afterlife? Draw and describe the items you think the pharaoh would like to take with him.

gold



jewelry

A large area for drawing, divided into four quadrants by dashed lines. The top-left quadrant is empty. The top-right quadrant is empty. The bottom-left quadrant is empty. The bottom-right quadrant is empty.