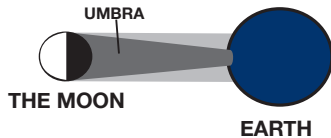


Lunar Flashcards

Practice these moon-related terms with your friends or classmates!

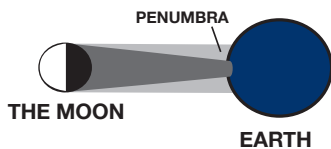
Cut out each card, fold along the dotted line, and glue or tape together.

The dark central area of a shadow cast by the Earth or the moon.



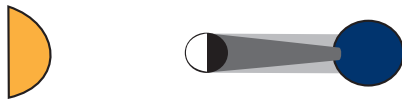
UMBRA

The lighter outside area of a shadow cast by the Earth or the moon.



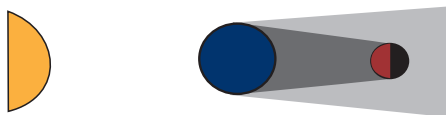
PENUMBRA

When the moon is between the Earth and sun, and the moon totally blocks the sun for an area on Earth.



SOLAR ECLIPSE

When the Earth is between the moon and sun, and the Earth casts a shadow on the moon.



LUNAR ECLIPSE

When the moon is too far to completely cover the sun, and a ring of the sun is seen around the moon.


ANNULAR ECLIPSE

Lunar Flashcards

Practice these moon-related terms with your friends or classmates!

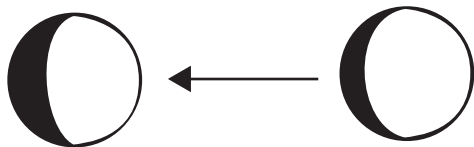
Cut out each card, fold along the dotted line, and glue or tape together.

When more than half of the moon is lit.



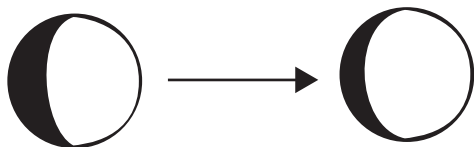
**GIBBOUS
MOON**

When the lit area of the moon is growing larger.



WAXING

When the lit area of the moon is growing smaller.



WANING

When less than half of the moon is lit.



**CRESCENT
MOON**

When none of the moon is lit.



**NEW
MOON**